


embraco POWER IN.
CHANGE ON.



EUROPE COMMERCIAL CONDENSING UNITS

R-134a | R-404A/R-507 | R-290

EMBRACO IN PILLS

HIGH EFFICIENCY & GREEN SOLUTIONS
EMBRACO COMMERCIAL PRODUCT OVERVIEW

PRODUCT RANGE COMMERCIAL CONDENSING UNITS

General Overview
Applications & Test Conditions
Product Maps 50Hz/60Hz

CONDENSING UNIT SELECTION

How to order your condensing unit
Nomenclature
Families
Voltage & Frequencies
Electrical motor starting torque

Electrical motor types
Accessories & Executions
Basic Accessories of a Cooling System
Packaging
Identification Label

GENERAL DATA AND PERFORMANCE

How to read our catalogue
R-134a
R-404A/R-507
R-290

EXTERNAL VIEWS & WIRING DIAGRAMS

External Views
Wiring Diagrams

EMBRACO IN PILLS



MORE THAN 11,500 EMPLOYEES



MORE THAN 400 PROFESSIONALS IN R&D



PRODUCTION CAPACITY OF OVER 38 MILLION COMPRESSORS PER YEAR



MORE THAN 400 MILLION PRODUCTS PRODUCED TO DATE



MORE THAN 1,000 PATENTS WORLDWIDE



BUSINESS CONDUCTED IN MORE THAN 80 COUNTRIES



R&D LABORATORIES IN 4 CONTINENTS

EMBRACO is a company specialized in cooling solutions and world leader in the hermetic compressor market. **Our mission:** provide innovative solutions for a better quality of life, always attentive to technological excellence and sustainability.

Technological leadership, operational excellence and sustainability are some of the pillars which ensure the EMBRACO differential over other companies in the world market. Its products are now considered the favorite leading home appliance manufacturers by major automakers and are spotlighted by manufacturers of commercial refrigeration equipment.

With global operations and production capacity exceeding 34 million units a year, the company offers solutions that are differentiated for their innovation and low energy consumption. Its 11,500 employees work in factories and offices located in Brazil (headquarters), China, Italy, Slovakia, Mexico, the United States and Russia.

Energy efficiency is constantly sought in the processes, products and relationships with the communities where it operates. Our company is the absolute leader in this segment, being able to offer products that meet the most restrictive international standards regarding energy consumption.

As a worldwide leader, **EMBRACO** tries to anticipate market changes, and in doing so, our company is in a state of permanent transformation. We continuously assess our processes in order to maintain our leadership within the industry and promote growth, without forgetting the pillars of our organization.

HIGH EFFICIENCY

Energy efficiency is the base for all our product development. This means producing compressors that consume each time less energy and less raw material in manufacturing, at the same time maintaining **Embraco** brand quality. Thus, we continuously invest in research and development to create products that are more efficient and silent and do not harm the environment.

As a result of efforts to increase energy efficiency in our products, and to surpass our customers' highest expectations, we have developed **Embraco Fullmotion** – a compressor that varies the cooling capacity according to the need, providing a reduction in energy consumption up to 40%.

We have a full product portfolio that offers compressors of a wide ranges of efficiency. We are a global benchmark in developing solutions that meet the strictest international standards regarding energy consumption. With a commitment to seek continuous product and process improvement, each new generation of **Embraco** compressors is more efficient than the previous one.

GREEN SOLUTIONS

Embraco has always been committed to offer solutions to the market that go beyond the traditional ones. We have been at the forefront, for example, in launching products compatible with the most environmentally advanced refrigerant gases. We were the first organization to produce compressors that use alternative fluid refrigerants, such as propane (R290), to replace CFCs.

This natural refrigerant has important ecological advantages, since it does not contribute to ozone layer deterioration, nor to the greenhouse effect. Furthermore, its noise levels are low, while its efficiency rate gain and cooling capacity is quite high. To know our product portfolio in R290 contact our sales team.

YOUR BEST CHOICE IN CONDENSING UNITS

Embraco, the technology and market leader in hermetic refrigeration systems reinforces its talent for innovation and creates a new business unit. Partnership is the key word that translates, innovative and exclusive solutions. A global structure of **Engineering, Manufacturing and Laboratories** ensures a quick response to customer requirements, offers a complete line of refrigeration products including: Condensing Units, Sealed Refrigeration Units, Heat Exchangers and other components; all developed from specific customer needs and designed for a wide range of applications.

Advantages

- ✓ **Flexible range of solutions - From the manufacturing of a product originally designed** by the customer to turnkey solutions, including the development and production of a customized line of Condensing Units and Refrigeration Sealed Units;
- ✓ **Optimized development costs and timing –allowing customers to focus on other** competencies, such as the design and manufacturing of cabinets and the marketing of end products;
- ✓ **Simpler supplier base** - Fewer purchased items and inventory management
- ✓ **Reduced complexity** - of manufacturing processes

FEATURES AND BENEFITS

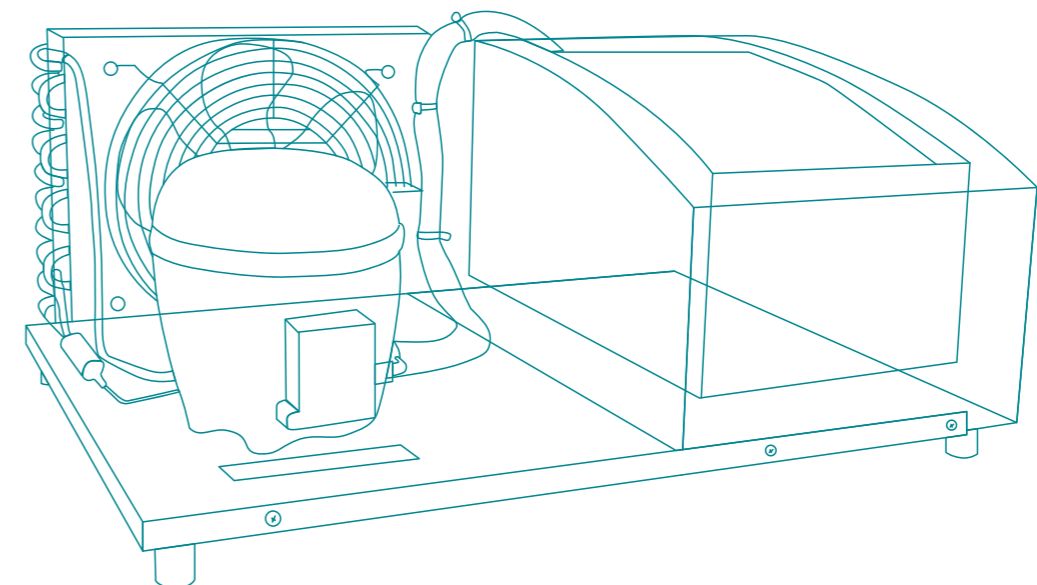
- Complete line from **1/7 to 2 HP**
- Units available for **R-134a, R-404A / R-507 and R-290**
- 100%** factory tested
- Reliable, quiet and efficient** hermetic compressors
- Corrosion resistant** materials
- Capable of operating under high ambient temperatures and pressures**
- UL approved for 60Hz** version
- Customized design** (external casing, accessories)
- Low maintenance**
- ROHS free, PED 97/23/CE** - clause 3 par. 3
- Great ecological appeal**

EMBRACO COMMERCIAL PRODUCT OVERVIEW

Applications & Test conditions

LBP	<p>(LOW BACK PRESSURE) LOW EVAPORATING TEMPERATURES (LOWER THAN -20 °C)</p> <p>APPLICATIONS: REFRIGERATORS, FROZEN FOOD CABINETS, FROZEN FOOD DISPLAY CASES, DISPLAY WINDOWS, ETC.</p>	M/HBP	<p>(MEDIUM / HIGH BACK PRESSURE) EVAPORATING TEMPERATURES BETWEEN -20°C AND +10°C;</p> <p>APPLICATIONS: COOLERS, MERCHANDISERS, ETC</p>
MBP	<p>(MEDIUM BACK PRESSURE) MEDIUM EVAPORATING TEMPERATURES (HIGHER THAN -20 °C);</p> <p>APPLICATIONS: FRESH FOOD CABINETS, DRINK COOLERS, ICE MAKERS ETC.</p>	HBP	<p>(HIGH BACK PRESSURE) EVAPORATING TEMPERATURES, BETWEEN -15 AND +10;</p> <p>APPLICATIONS: FRESH FOOD CABINETS, DRINK COOLERS, ICE MAKERS, DEHUMIDIFIERS ETC.</p>

TEST CONDITIONS (RATING POINT)	APPLICATION	EVAPORATING TEMPERATURE °C	GAS RETURN TEMPERATURE °C	SUBCOOLING	COMPRESSOR AMBIENT TEMPERATURE °C
EN 13215	LBP		20 (or 10K)		32
	M/HBP		20 (or 10K)		32
ASHRAE SUBCOOLED	LBP	-23,3	32,2	3K	32,2
	M/HBP	7,2	32,2	3K	32



Embraco Commercial Product Overview

EUROPE RANGE



EMT

NEK

NT

NJ

BRAZIL RANGE



EM

F

EG

CONDENSING UNIT



UEMT

UNEK

UNT

UNJ

FULLMOTION



VEM

VEG

VNEK

Europe Range Commercial Condensing Units



UEMT

- Low noise
- High efficiency level
- Compact size

AVAILABLE FOR R-134A, R-404A, R-290
APPLICATION: LBP,M/HBP
COMPRESSOR FROM 4.0 CC TO 8.0 CC



UNEK

- Low noise
- Low vibrations
- High reliability in severe working conditions

AVAILABLE FOR R-134A, R-404A, R-290
APPLICATION: LBP,M/HBP
COMPRESSOR FROM 7.3 CC TO 16.8 CC



UNT

- High efficiency level
- Very low sound level
- High cooling capacity at low evaporating temperatures

AVAILABLE FOR R-134A, R-404A
APPLICATION: LBP,M/HBP
COMPRESSOR FROM 12.6 CC TO 22.4 CC



UNJ

- Small size platform
- High energy efficiency
- Reduced noise level

AVAILABLE FOR R-134A, R-404A
APPLICATION: LBP,M/HBP
COMPRESSOR FROM 21.7 CC TO 34.4 CC



UGNJ

Available for **R-134a, R-404A, R-407C**
Parallel connected compressors with two or three fans
Possibility to change performance by controlling of compressors and fans

Product Maps 50Hz
CONDENSING UNITS PRODUCT MAP 50HZ/DUAL FREQ./3Ø

50Hz 50-60Hz	R-134a								R-404A / R-507								R-290								
	LBP	VOLT. FREQ.	COOL. CAP. [W]	DISPL. [cc]	M/HBP	VOLT. FREQ.	COOL. CAP. [W]	DISPL. [cc]	LBP	VOLT. FREQ.	COOL. CAP. [W]	DISPL. [cc]	M/HBP	VOLT. FREQ.	COOL. CAP. [W]	DISPL. [cc]	LBP	VOLT. FREQ.	COOL. CAP. [W]	DISPL. [cc]	HBP	VOLT. FREQ.	COOL. CAP. [W]	DISPL. [cc]	
UEMT	UEMT49HLP	A	150	5.56	UEMT6144Z	A	573	5.19	UEMT2125GK	A	369	5.96	UEMT6144GK	A	649	3.97									
					UEMT6160Z	A	758	6.76					UEMT6152GK	A	676	4.50									
					UEMT6170Z	A	820	7.69					UEMT6165GK	A	858	5.19									
UNEK	UNEK1116Z	A	203	7.37	UNEK6187Z	A	958	9.99	UNEK2125GK	A	410	6.2	UNEK6181GK	A	1252	7.28	UNEK2121U	A	246	6.2	UNEK6210U	A	1120	8.77	
	UNEK1118Z	A	244	8.39	UNEK6210Z	A	1228	12.11	UNEK2134GK	A	490	8.77	UNEK6210GK	A	1302	8.77	UNEK2125U	A	314	7.28	UNEK6213U	A	1328	12.11	
	UNEK2116Z	A	197	7.37	UNEK6212Z	A	1448	14.28	UNEK2150GK	A	639	12.11	UNEK6213GK	A	1531	12.11	UNEK2134U	A	441	9.99					
	UNE2121Z	A	308	9.27	UNEK6214Z	A	1492	16.80	UNEK2168GK	A	840	14.28	UNEK6217GK	A	1946	14.28									
UNT					UNT6215Z	N	1483	17.39	UNT2168GK	N	832	14.5	UNT6217GK	A	1912	12.55					UNT6217U	A	1694	14.5	
					UNT6217Z	A	1863	20.44	UNT2178GK	A	910	17.39	UNT6220GK	N	2124	14.50					UNT6220U	A	1882	17.4	
					UNT6220Z	N	1970	20.37	UNT2180GK	A	1,026	20.44	UNT6222GK	A	2389.5	17.39					UNT6222U	A	2117	20.4	
					UNTU6224Z	A	2670	27.80	UNT2192GK	A	1,146	22.37	UNT6226GK	A	3016	20.37									
UNJ					UNJ6220Z	A	2363	26.11	UNJ2192GK	A	1,198	26.11	UNJ9226GK	V	3141	20.71									
					UNJ6226Z	A	3006	34.38	UNJ2192GS	M	1,081	26.11	UNJ9226GS	M	2720	20.71									
					UNJ6220ZX	M	2285	26.11	UNJ2212GK	A	1,599	34.38	UNJ9232GK	A	3474	26.11									
					UNJ6226ZX	M	2796	34.38	UNJ2212GS	M	1,599	34.38	UNJ9232GS	M	3365	26.11									
													UNJ9238GK	V	4104	32.67									
UGNJ (geminii)					UGNJ6220ZX	M	4570	2x26,11	UGNJ2192GK	A	2,396	2x26,11	UGNJ9226GK	V	6082	2x20,71									
					UGNJ6226ZX	M	6012	2x34,38	UGNJ2192GS	M	2,162	2x26,11	UGNJ9226GS	M	5440	2x20,71									
									UGNJ2212GK	A	3,198	2x34,38	UGNJ9232GK	A	6722	2x26,11									
									UGNJ2212GS	M	3,198	2x34,38	UGNJ9232GS	M	6730	2x26,11									
													UGNJ9238GK	V	8208	2x32,67									
												UGNJ9238GS	M	8332	2x32,67										

* CECOMAF Rated Point ** ASHRAE RATED POINT

Product Maps 60Hz
CONDENSING UNITS PRODUCT MAP 60Hz

60Hz	R-134a				R-404A / R-507							
	M/HBP	VOLT. FREQ.	COOL. CAP. [W]	DISPL. [cc]	LBP	VOLT. FREQ.	COOL. CAP. [W]	DISPL. [cc]	M/HBP	VOLT. FREQ.	COOL. CAP. [W]	DISPL. [cc]
UNEK	UNEK6170Z	G	963	8.39	UNEK2134GK	G	526	8.77	UNEK6144GK	G	713	4.51
	UNEK6187Z	D/G	1320	12,11	UNEK2150GK	G	785	12,11	UNEK6210GK	D/G	1609	8.77
	UNEK6210Z	G	1394	12,11					UNEK6213GK	D/G	1951	12.11
	UNEK6212Z	B	1412	14,28								
	UNEK6212Z	G	1425	14.28								
	UNEK6214Z	D/G	1732	16.80								
UNT	UNT6215Z	D/G	1890	17.39	UNT2192GK	D/G	1,019	22,37	UNT6220GK	G	2683	14.5
	UNT6217Z	D/G	2167	20.44	UNT2212GK	D/G	1,735	27.80				
	UNT6217Z	D/G	2185	20.44								
UNJ	UNJ6220Z	D/G	2673	26.20	UNJ2192GK	D	1,265	26.20	UNJ9226GK	D	3850	21.7
	UNJ6226Z	D	2996	34.37	UNJ2212GK	D	1,871	34.37	UNJ9232GK	D	4753	26.11

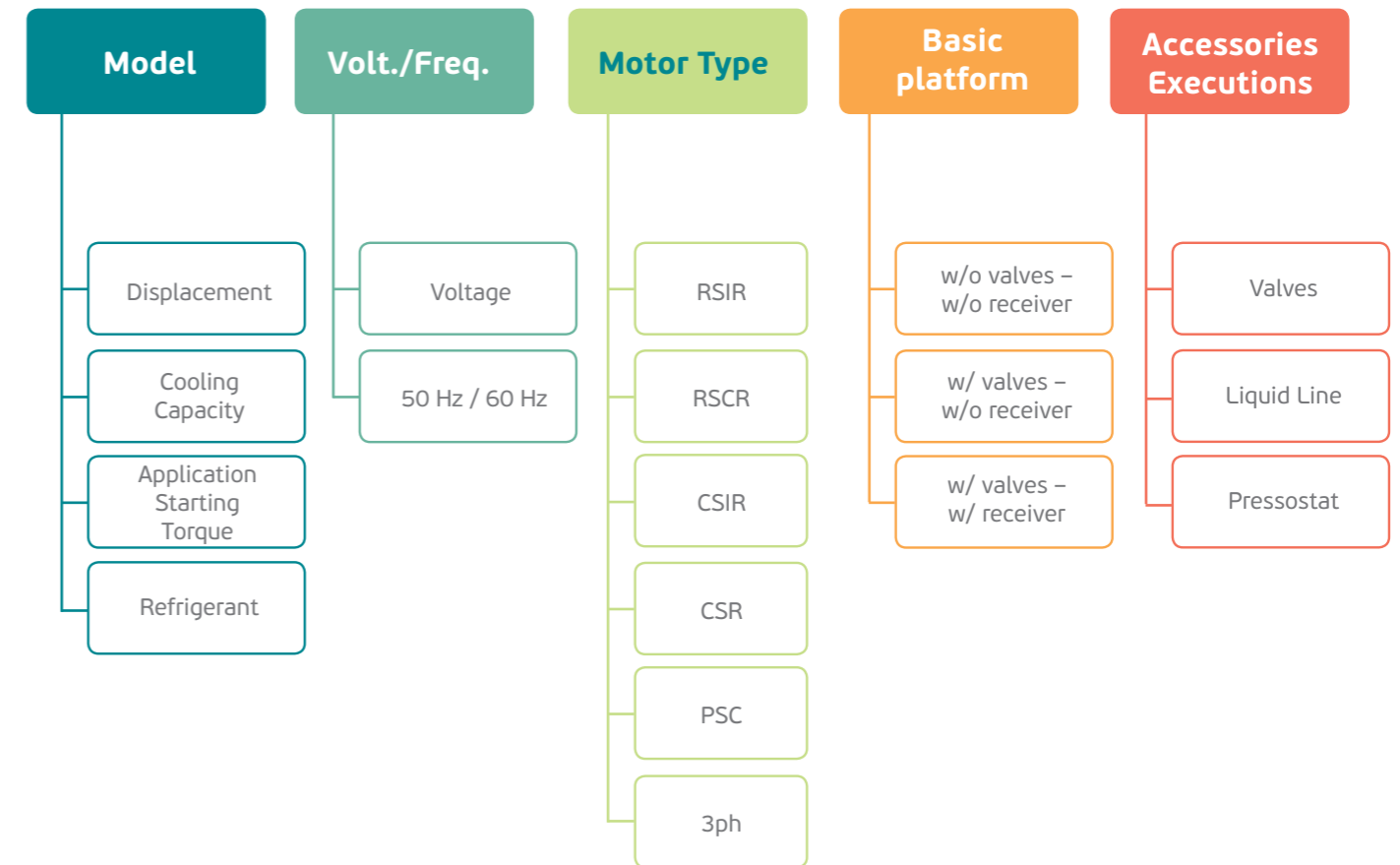
Cool. Cap. ASHRAE / Rated Point

Volt./Freq.
 A 220-240V/50Hz 1 - B 208-230V/60Hz D 208-230V/60Hz 1 - G 115V/60Hz 1 -
 N 200-240V/50Hz (230V/60Hz) 1 - V 230V/50Hz 1 - M 380-420V/50Hz 3 -

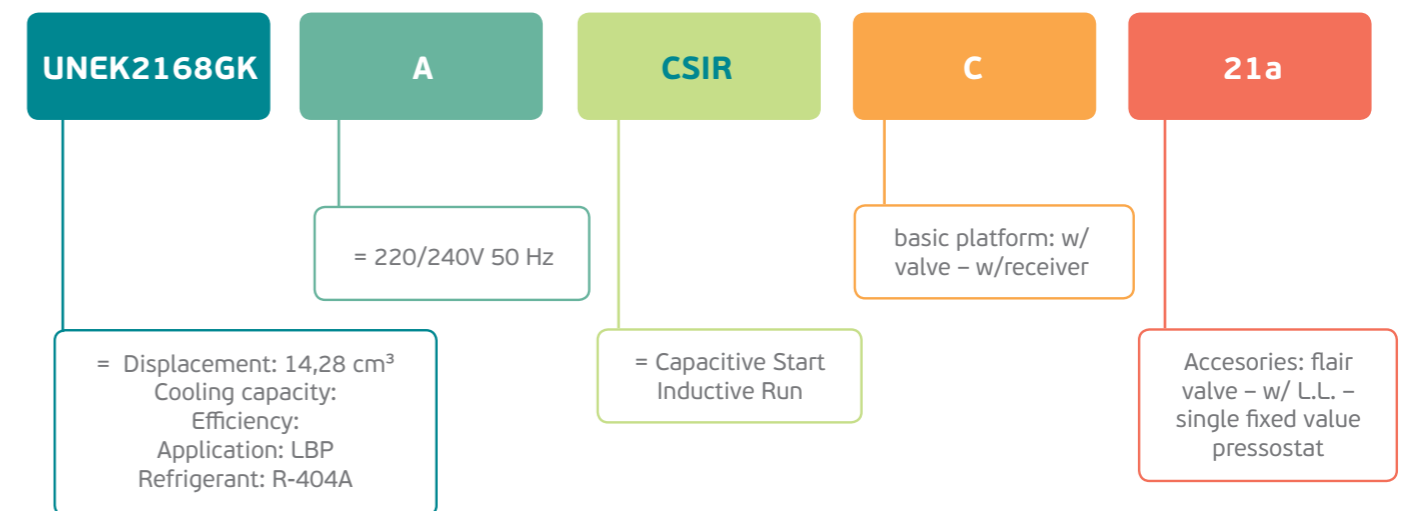
CONDENSING UNIT SELECTION

HOW TO ORDER YOUR CONDENSING UNIT

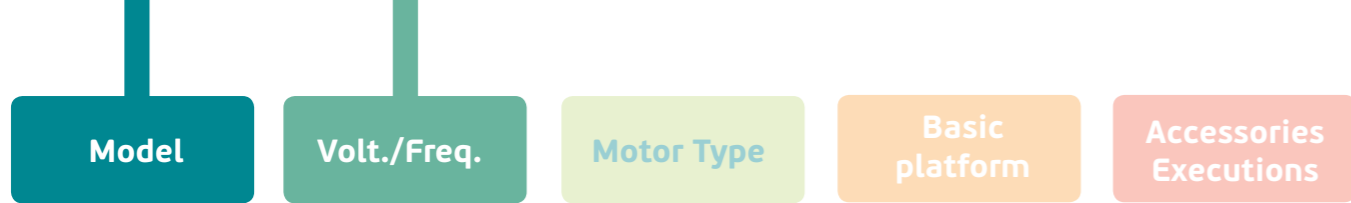
Ordering Code



Example:

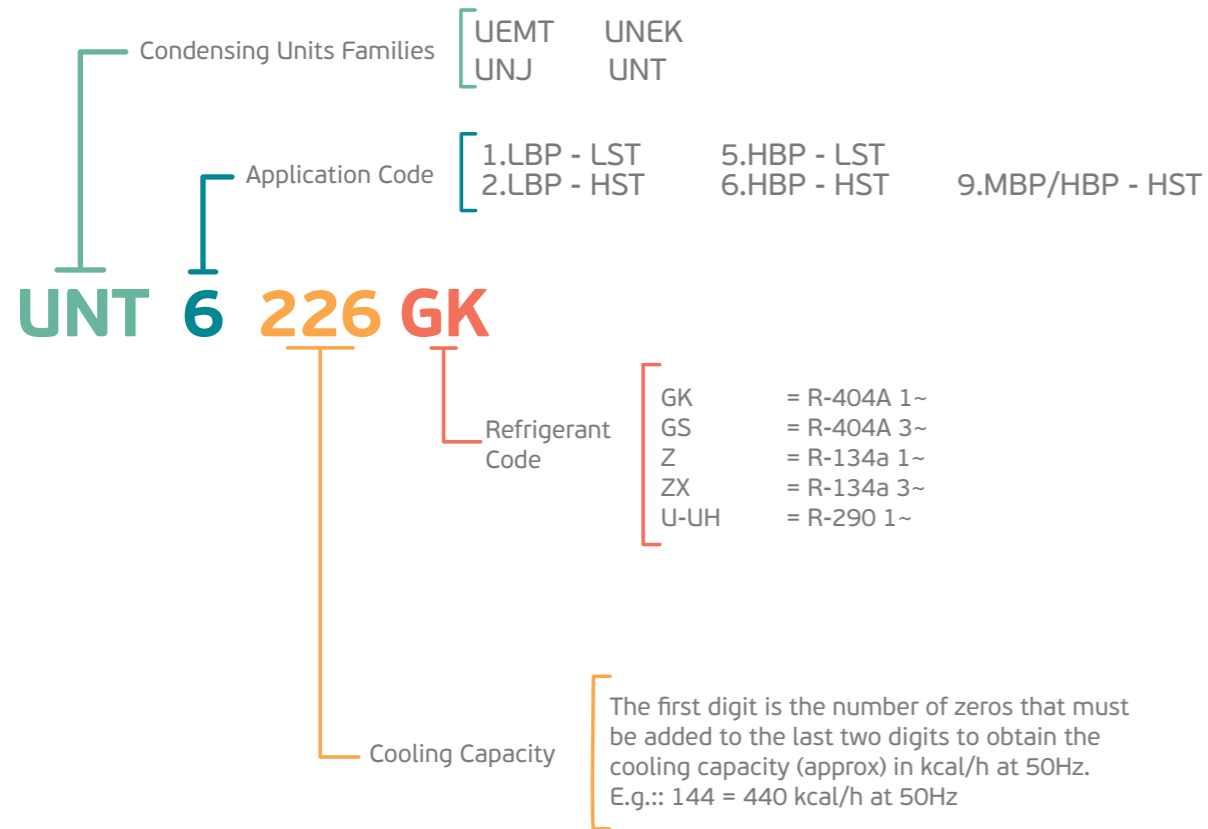


NOTE: not all combination are possible



Nomenclature

UEM/UNEK/UNT/UNJ

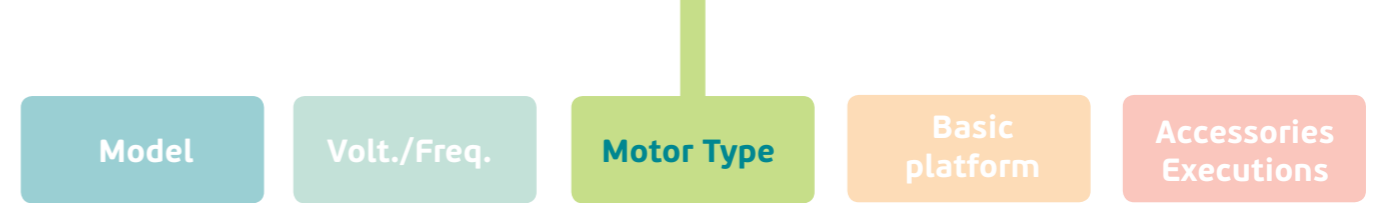


Families

FAMILIES	LBP			MBP			HBP		
	R-134a	R-404A	R-290	R-134a	R-404A	R-290	R-134a	R-404A	R-290
UEM	✓	✓	✓	✗	✓	✓	✓	✗	✗
UNEK	✓	✓	✓	✗	✓	✓	✓	✗	✗
UNT	✓	✓	✓	✗	✓	✓	✓	✗	✗
UNJ	✓	✓	✗	✗	✓	✗	✓	✗	✗

Voltage & Frequencies

Code	Voltage & Frequency	Voltage Working Range		Minum Start Voltage	
		50Hz	60Hz	50Hz	60Hz
A	220-240V/50Hz 1 ~	198V - 254V		187V	
C	220V/50Hz 1 ~	200V - 242V		187V	
D	208-230V/60Hz 1 ~		187V - 244V		177V
G	115V/60Hz 1 ~		103V-127V		98V
M	380-420V/50Hz 3 ~	332V-445V		323V	
N	200-240V/50Hz (230V/60Hz) 1 ~	180V-254V	207V-253V	170V	195V
V	230V/50Hz 1 ~	207V-253V		195V	



Electrical motor starting torque

LST **Low Starting Torque:**
LBP-MBP-HBP-AC applications with RSIR-RSCR-PSC electric motors. Execution suitable for systems with a capillary tube and with balanced pressures at start up.

HST **High Starting Torque:**
LBP-MBP-HBP applications with CSIR-CSR electric motors. Execution suitable for systems with expansion valve or capillary, with unbalanced pressures at start up.

Electrical motor types

RSIR **Resistance Start - Inductive Run**
This motor type, used in the compressor of small power, has a low starting torque (LST) and must be applied only to capillary tube systems where the pressures equalize. The motor is characterized by a start winding with high ohmic resistance and must be disconnected when it reaches the stabilized rotational speed. An electromagnetic relay, calibrated for the motor current, disconnects the start winding at the end of the start up. An alternative to the electromagnetic relay is, for some models, a PTC solid state-starting device.

RSCR **Resistance Start - Capacitive Run**
Similar to RSIR motor version but uses a PTC solid state starting device and a permanent connected run capacitor to improve its efficiency.

CSIR **Capacitive Start - Inductive Run**
Similar to RSIR motor version but uses a PTC solid state starting device and a permanent connected run capacitor to improve its efficiency.

CSR **Capacitive Start & Run**
CSR version with capacitive run and start windings. Same as PSC motor but with a start capacitor in series with the start winding. A potential starting relay, calibrated for each motor, disconnects the start capacitor at the end of the start. The motor is characterized by a high starting torque (HST) and high efficiency.

PSC **Permanent Split Capacitor:**
PSC version with capacitive run winding. This motor is characterized by the run capacitor permanently connected in series with the start winding; both remain connected even after the motor starts. The starting torque is enough to guarantee that the compressor starts only with balanced pressures in capillary tubes systems or with a pressure equalizer.

3Ø **Three Phase**
Three-phase windings with star connections

Electrical components

Motor Type	Overload Protector	Starting Device			Capacitors	
		Current Relay	Voltage Relay	PTC	Start	Run
RSIR	✓	✓	✗	✓	✗	✗
RSCR	✓	✗	✗	✓	✗	✓
CSIR	✓	✓	✗	✗	✓	✗
CSR	✓	✗	✓	✗	✓	✓
PSC	✓	✗	✗	✗	✗	✓

Model

Volt./Freq.

Motor Type

Basic platform


Accessories Executions

Accessories & Executions

CODE	BASIC PLATFORM	EXECUTIONS					
		CODE	VALVES	CODE	LIQUID LINE	CODE	PRESSOSTAT
A	w/o valves - w/o receiver	0	none				
		1	Shrader valve				
B	w/valves - w/o receiver	2	Flare valve				
		3	Solder valve				
C	w/valves - w/receiver	2	Flare valve	0	none	a	single fixed value pressostat
		3	Solder valve	1	with L.L.	b	single tuning pressostat
						c	dual tuning pressostat

EXAMPLE: basic platform: w/valve – w/receiver -- flare valve – w/ L.L. – single fixed value pressostat

ORDERING CODE: C - 2 - 1 - a



Model


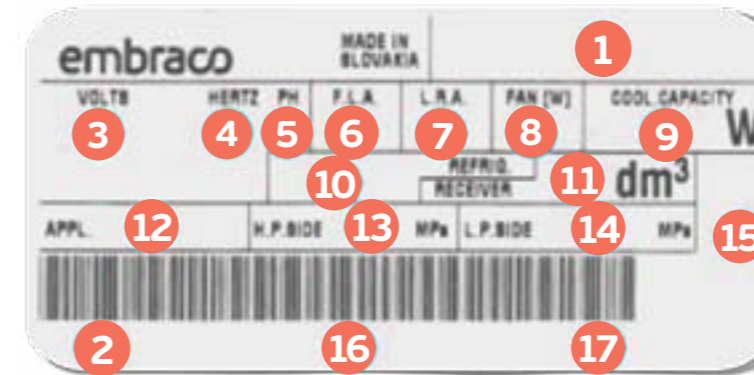
Volt./Freq.

Motor Type

Basic platform

Accessories Executions

Label



- 1 Condensing unit model
- 2 Condensing unit bill of material
- 3 Voltage
- 4 Frequency
- 5 Phases
- 6 Full load amperage
- 7 Locked rotor amperage
- 8 Fan output
- 9 Cooling capacity at rated point
- 10 Refrigerant
- 11 Receiver volume
- 12 Application type
- 13 Maximum pressure at high side
- 14 Maximum pressure at low side
- 15 Agency approvals
- 16 Date of production code
- 17 serial No.

Packaging



PCS/PALLET

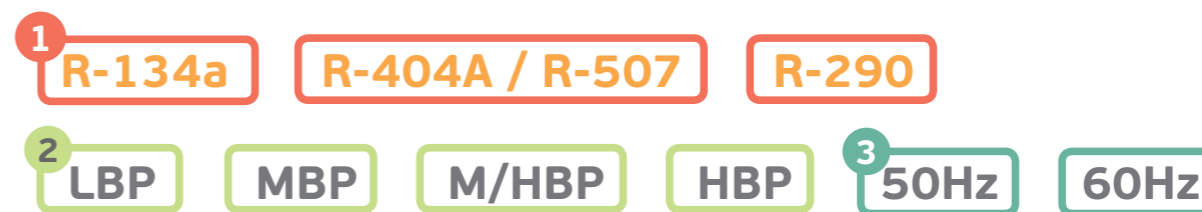
UEMT	24
UNEK	from 12 to 24
UNT	from 8 to 21
UNJ	from 4 to 12
UGNJ	4

GENERAL DATA & PERFORMANCE

Table index

R-134a 1 50 Hz LBP — 23 HBP — 23 60 Hz HBP — 25	R-404A/R-507 2 50 Hz LBP — 27 MBP — 29 60 Hz LBP — 27 MBP — 29	R-290 3 50 Hz LBP — 31 HBP — 31
--	--	--

How to read our catalogue



REFRIGERANT	APPL. TYPE	VOLTAGE	FREQ.	OPERATIVE RANGE OF EVAPORATING TEMPERATURE												COMPONENTS AND DIMENSIONS	DRAWING NUMBER																																																																																																																																																																																									
				5	6	7	8	9	10	11	12	13	14	15	16																																																																																																																																																																																											
UNITS	50	230	50	100	150	200	250	300	350	400	450	500	550	600	650	700	750	800	850	900	950	1000	1050	1100	1150	1200	1250	1300	1350	1400	1450	1500	1550	1600	1650	1700	1750	1800	1850	1900	1950	2000	2050	2100	2150	2200	2250	2300	2350	2400	2450	2500	2550	2600	2650	2700	2750	2800	2850	2900	2950	3000	3050	3100	3150	3200	3250	3300	3350	3400	3450	3500	3550	3600	3650	3700	3750	3800	3850	3900	3950	4000	4050	4100	4150	4200	4250	4300	4350	4400	4450	4500	4550	4600	4650	4700	4750	4800	4850	4900	4950	5000	5050	5100	5150	5200	5250	5300	5350	5400	5450	5500	5550	5600	5650	5700	5750	5800	5850	5900	5950	6000	6050	6100	6150	6200	6250	6300	6350	6400	6450	6500	6550	6600	6650	6700	6750	6800	6850	6900	6950	7000	7050	7100	7150	7200	7250	7300	7350	7400	7450	7500	7550	7600	7650	7700	7750	7800	7850	7900	7950	8000	8050	8100	8150	8200	8250	8300	8350	8400	8450	8500	8550	8600	8650	8700	8750	8800	8850	8900	8950	9000	9050	9100	9150	9200	9250	9300	9350	9400	9450	9500	9550	9600	9650	9700	9750	9800	9850	9900	9950	10000

- 1 Grouped by refrigerant type
- 2 Grouped by Application Type
- 3 Data classified by supply frequency
- 4 Voltage & Frequency
- 5 Operative range of evaporating temperature
Cooling capacity @ rated point ASHRAE & EN13215
- 6 Components and dimensions
- 7 Drawing number

R-134a

LBP 50Hz

MODEL	HP	DISPLACEMENT cm3	VOLTAGE & FREQUENCY	MOTOR TYPE	LRA	PERFORMANCE / EVAPORATING TEMPERATURE °C - ASHRAE AMBIENT 32°C (90°F) MAX. SUBCOOLING 3°C (5°F) EVAPORATOR OUTLET AND GAS RETURN 32°C (90°F).												RECEIVER VOLUME LITRE	VALVES TUBE LINE O.D.		FAN				WEIGHT (ONLY REFERENCE)	OVERALL DIMENSIONS			Condenser		EXTERNAL VIEW DRAWING	MODEL
						RATED -23,3			-30	-25	RATED -23,3		-20	-15	-10	-5	SUCTION		LIQUID	O.D.	No. & ANGLE OF BLADES	No. OF FANS	AIR FLOW RATE	A		B	C	No. OF ROWS	No. OF TUBES			
						W	W inp	CURRENT (A)	W	W	W	W inp	CURRENT (A)	W	W	W	W		inch	inch	mm			m3(h)		mm	mm	mm				
UEMT49HLP	1/5	5.56	A	RSIR	5,2	150	115	1.02	84	112	142	108	1.02	149	193	246	301	-	3/8	1/4	200	5/28°	1	360	14	430	306	226	2	8	1955382	UEMT49HLP
UNEK1116Z	1/4	7.37	A	RSIR	5.3	203	182	1.07	112	151	174	156	1.07	201	260	331	406	-	3/8	1/4	200	5/28°	1	360	14.90	430	306	226	2	8	1955183	UNEK1116Z
UNEK1118Z	1/3	8.39	A	RSIR	6.9	244	185	1.19	141	188	209	158	1.19	251	330	420	522	-	3/8	1/4	200	5/28°	1	360	15.30	430	306	226	2	8	1955183	UNEK1118Z
UNEK2116Z	1/4	7.37	A	CSIR	10	197	191	7.37	124	156	168	163	7.37	200	265	341	439	-	3/8	1/4	200	5/28°	1	360	15.40	430	306	226	2	8	1955183	UNEK2116Z
UNE2121Z	1/3	9.27	A	CSIR	12.6	308	269	2.00	202	263	291	254	2.00	349	451	566	692	0.6	3/8	1/4	200	5/28°	1	300	16.40	430	306	226	3	8	1955183	UNE2121Z

NOTES: Expansive device C except UNEK2116Z and UNE2121Z. It is C-V. Application range in 43°C (-30 to -5)

R-134a

HBP 50Hz

MODEL	HP	DISPLACEMENT cm3	VOLTAGE & FREQUENCY	MOTOR TYPE	LRA	PERFORMANCE / EVAPORATING TEMPERATURE °C - ASHRAE AMBIENT 32°C (90°F) MAX. SUBCOOLING 3°C (5°F) EVAPORATOR OUTLET AND GAS RETURN 32°C (90°F).												RECEIVER VOLUME LITRE	VALVES TUBE LINE O.D.		FAN				WEIGHT (ONLY REFERENCE)	OVERALL DIMENSIONS			Condenser		EXTERNAL VIEW DRAWING	MODEL
						RATED 7,2			-15	-10	-5	0	5	RATED 7,2		10	SUCTION		LIQUID	O.D.	No. & ANGLE OF BLADES	No. OF FANS	AIR FLOW RATE	A		B	C	No. OF ROWS	No. OF TUBES			
						W	W inp	RLA	W	W	W	W	W	W	W inp	CURRENT (A)	W		inch	inch	mm			m3(h)		mm	mm	mm				
UEMT6144Z	1/5	5,19	A	CSIR	8,5	573	235	1.48	221	280	349	431	523	567	235	1.48	625	0.6	3/8	1/4	200	5/28°	1	300	14.9	430	308	226	3	8	1955427	UEMT6144Z
UEMT6160Z	1/4	6,76	A	CSIR	13,5	758	314	1.87	297	373	465	571	692	750	314	1.87	825	1.1	3/8	1/4	230	5/28°	1	420	17.7	435	308	254	3	9	1955428	UEMT6160Z
UEMT6170Z	1/3	7,69	A	CSIR	10,4	820	366	2.13	318	402	502	617	749	812	366	2.13	893	1.1	3/8	1/4	230	5/28°	1	420	17.7	435	308	254	3	9	1955428	UEMT6170Z
UNEK6187Z	1/3	9,99	A	CSIR	16,1	958	418	2.86	359	457	574	711	870	949	418	2.86	1043	1.1	3/8	1/4	254	5/28°	1	320	21	467	339	296	3	11	1955287	UNEK6187Z
UNEK6210Z	1/3+	12,11	A	CSIR	16,1	1228	497	2.9	381	530	735	888	1044	1216	497	2.90	1203	1.1	3/8	1/4	254	5/28°	1	595	21.7	467	339	296	3	11	1955287	UNEK6210Z
UNEK6212Z	1/2+	14,28	A	CSIR	19,5	1448	730	3.95	568	727	908	1106	1327	1434	730	3.95	1601	1.1	3/8	1/4	254	5/28°	1	595	23	467	339	296	3	11	1955287	UNEK6212Z
	1/2+		B	CSR	22,5	1382	746	3.45	580	743	928	1130	1357	1465	746	3.45	1636	1	3/8	1/4	254	5/28°	1	660	23	467	339	296	3	11	1955414	
UNEK6214Z	1/2+	16,8	A	CSIR	21,2	1492	753	5.17	584	750	935	1139	1368	1477	753	5.17	1601	1	3/8	1/4	254	5/28°	1	595	23	467	339	296	3	11	1955287	UNEK6214Z
UNT6215Z	1/2+	17,39	N	CSIR	21	1483	593	5.52	625	775	942	1135	1335	1468	593	5.52	1523	1.2	3/8	1/4	254	5/28°	1	740	27.2	465	340	296	3	11	1955400	UNT6215Z
UNT6217Z**	3/4	20,44	A	CSI	25	1830	812	5,7	663	829	1040	1296	1599	1726	766	5,7	1950	2.3	1/2	3/8	275	5/31°	1	640	33.5	470	395	324	3	12	1955401	UNT6217Z
UNT6220Z**	3/4	20,37	N	CSI	29	1970	960	5,99	748	954	1194	1473	1792	1950	960	5,99	2142	2.3	1/2	3/8	275	5/31°	1	640	34.3	470	395	324	3	12	1955401	UNT6220Z
UNTU6224Z	UD	27,80	A	CSR	UD	UD	UD	UD	UD	UD	UD	UD	UD	UD	UD	UD	UD	2.3	1/2	3/8	275	5/31°	1	640	UD	UD	UD	UD	UD	UD	UD	UNTU6224ZV
UNJ6220Z	4/5	26,11	A	CSR	35	2363	1058	6,45	897	1143	1432	1767	2150	2340	1058	6,45	2570	2.3	1/2	3/8	275	5/31°	1	640	34.7	481	409	324	3	12	1955186	UNJ6220Z
UNJ6226Z	1+	34,38	A	CSR	31	3006	1355	6,75	1217	1531	1896	2312	2759	2976	1355	6,75	3244	2.3	5/8	3/8	275	5/31°	1	640	37.5	481	409	324	3	12	1955186	UNJ6226Z
UNJ6220ZX	4/5	26,11	M	3 Ph	10	2285	1004	2,28	882	1141	1425	1761	2112	2262	1004	2,28	2488	2.3	1/2	3/8	275	5/31°	1	640	34.7	481	409	324	3	12	1955186	UNJ6220ZX
UNJ6226ZX	1	34,38	M	3 Ph	13	2796	1293	2,4	1217	1531	1896	2312	2759	2768	1293	2,40	3244	2.3	5/8	3/8	275	5/31°	1	640	34.7	481	409	324	3	12	1955186	UNJ6226ZX

NOTES: Expansive device (C-V). Application range in 43°C (-15 to +10) UD - Under Development

** Available also in CSIR execution and assembly group 1955413

R-134a

HBP 60Hz

MODEL	HP	DISPLACEMENT cm ³	VOLTAGE & FREQUENCY	MOTOR TYPE	LRA	PERFORMANCE / EVAPORATING TEMPERATURE °C - ASHRAE AMBIENT 32°C (90°F) MAX. SUBCOOLING 3°C (5°F) EVAPORATOR OUTLET AND GAS RETURN 32°C (90°F).								RECEIVER VOLUME LITRE	VALVES		FAN			WEIGHT (Only Reference) kg / lb	OVERALL DIMENSIONS			CONDENSER		DRAWING NUMBER	MODEL		
						-15	-10	-5	0	5	RATED		7.2		10	SUCTION	LIQUID	O.D.	No. & ANGLE OF BLADES		No. OF FANS	AIR FLOW RATE	A	B	C			No. OF ROWS	No. OF TUBES
						W	W	W	W	W	W	W Inp	CURRENT (A)		W	inch	inch	mm / inch				m ³ (h)	mm / inch	mm / inch	mm / inch				
UNEK6170Z	1/4	8,39	CSIR	G	28,5	431	453	557	683	767	963	502	5,35	1121	1	3/8	1/4	230 / 9,06	5/28°	1	480	14,9/33,1	435 / 17,13	306 / 12,05	254 / 10,00	3	9	1955183	UNEK6170Z
UNE6187Z	1/3+	12,11	CSIR	D	17,3	571	717	878	1051	1231	1320	672	3,76	1429	1	3/8	1/4	254 / 10,00	5/28°	1	660	16 / 35,6	467 / 18,39	339 / 13,35	296 / 11,65	3	11	1955287	UNE6187Z
UNE6187Z	1/3+	12,11	CSIR	G	29	571	717	878	1051	1231	1320	672	7,94	1429	1	3/8	1/4	254 / 10,00	5/28°	1	660	16 / 35,6	467 / 18,39	339 / 13,35	296 / 11,65	3	11	1955287	UNE6187Z
UNEK6210Z	1/3+	12,11	CSIR	G	37	580	739	911	1098	1300	1394	730	7,74	1515	1	3/8	1/4	254 / 10,00	5/28°	1	660	21,7 / 48,3	467 / 18,39	339 / 13,35	296 / 11,65	3	11	1955287	UNEK6210Z
UNEK6212Z	1/2	14,28	CSR	B	22,5	UD	UD	UD	UD	UD	UD	UD	UD	UD	1	3/8	1/4	254 / 10,00	5/28°	1	660	23 / 51,2	467 / 18,39	339 / 13,35	296 / 11,65	3	11	1955287	UNEK6212Z
UNEK6214Z	1/2+	16,8	CSIR	D	30	UD	UD	UD	UD	UD	UD	UD	UD	UD	1,3	3/8	1/4	254 / 10,00	5/28°	1	930	23 / 51,2	467 / 18,39	339 / 13,35	296 / 11,65	3	11	1955287	UNEK6214Z
UNEK6212Z	1/2	14,28	CSIR	G	40	UD	UD	UD	UD	UD	UD	UD	UD	UD	1	3/8	1/4	254 / 10,00	5/28°	1	660	23 / 51,2	467 / 18,39	339 / 13,35	296 / 11,65	3	11	1955414	UNEK6212Z
UNEK6214Z	1/2+	16,8	CSIR	G	48	UD	UD	UD	UD	UD	UD	UD	UD	UD	1,3	3/8	1/4	254 / 10,00	5/28°	1	930	23 / 51,2	467 / 18,39	339 / 13,35	296 / 11,65	3	11	1955414	UNEK6214Z
UNT6215Z	1/2+	17,39	CSIR	D	20,8	852	1064	1293	1540	1805	1927	927	5,23	2088	1,3	3/8	1/4	254 / 10,00	5/28°	1	930	27,2 / 60,0	465 / 18,31	340 / 13,39	296 / 11,65	3	11	1955400	UNT6215Z
UNT6215Z	1/2+	17,39	CSIR	G	44	852	1064	1293	1540	1805	1927	927	10,45	2088	1,3	3/8	1/4	254 / 10,00	5/28°	1	930	27,2 / 60,0	465 / 18,31	340 / 13,39	296 / 11,65	3	11	1955400	UNT6215Z
UNT6217Z	3/4	20,44	CSIR	G	45	UD	UD	UD	UD	UD	UD	UD	UD	UD	2,3	1/2	3/8	275 / 10,83	5/31°	1	720	33,5 / 73,9	470 / 18,50	395 / 15,55	324 / 12,76	3	12	1955410	UNT6217Z
UNT6217Z	3/4	20,44	CSIR	D	31	UD	UD	UD	UD	UD	UD	UD	UD	UD	2,3	1/2	3/8	275 / 10,83	5/31°	1	720	33,5 / 73,9	470 / 18,50	395 / 15,55	324 / 12,76	3	12	1955410	UNT6217Z
UNJ6220Z	1	26,2	CSR	D	42	1163	1470	1790	2156	2520	2673	1330	8,21	2912	2,3	1/2	3/8	275 / 10,83	5/31°	1	720	34,7 / 76,5	481 / 18,94	409 / 16,10	324 / 12,76	3	12	1955186	UNJ6220Z
UNJ6220Z	1	26,2	CSR	G	72	1163	1470	1790	2156	2520	2560	1330	14,72	2912	2,3	1/2	3/8	275 / 10,83	5/31°	1	720	34,7 / 76,5	481 / 18,94	409 / 16,10	324 / 12,76	3	12	1955186	UNJ6220Z
UNJ6226Z	1+	34,37	CSR	D	40	1390	1740	2100	2466	2840	2996	1610	9,05	3323	2,3	5/8	3/8	275 / 10,83	5/31°	1	720	37,5 / 82,7	481 / 18,94	409 / 16,10	324 / 12,76	3	12	1955186	UNJ6226Z

NOTES: Expansive device (C-V) Application range 43°C (-15 to +10) UD - Under Development

R-404A / R-507

LBP 50Hz

MODEL	HP	DISPLACEMENT cm ³	VOLTAGE & FREQUENCY	MOTOR TYPE	LRA A	PERFORMANCE / EVAPORATING TEMPERATURE °C - ASHRAE AMBIENT 32°C (90°F) MAX. SUBCOOLING 3°C (5°F) EVAPORATOR OUTLET AND GAS RETURN 32°C (90°F).												RECEIVER VOLUME LITRE	VALVES TUBE LINE O.D.		FAN				WEIGHT (ONLY REFERENCE) kg	OVERALL DIMENSIONS			Condenser		EXTERNAL VIEW DRAWING	MODEL			
						RATED -23,3				-40	-35	-30	-25	RATED -23,3					-20	-15	-10	SUCTION	LIQUID	O.D.		No. & ANGLE OF BLADES	No. OF FANS	AIR FLOW RATE	A	B			C	No. OF ROWS	No. OF TUBES
						W	W inp	CURRENT (A)		W	W	W	W	W	W inp	CURRENT (A)	W		W	W	inch	inch	mm				m ³ (h)	mm	mm	mm					
UEMT2125GK	1/2-	5,96	A	CSIR	9,8	369	317	1,72		129	171	225	289	315	271	1,72	366	461	570	1.1	3/8	1/4	230	5/28°	1	420	17.1	435 / 17,13	308 / 12,13	254 / 10,00	3	9	1955428	UEMT2125GK	
UNEK2125GK	1/2	6,2	A	CSIR	12,4	410	342	2,48		154	191	266	311	350	292	2,48	389	469	585	1.1	3/8	1/4	230	5/28°	1	420	17.1	435 / 17,13	306 / 12,05	254 / 10,00	3	9	1955450	UNEK2125GK	
UNEK2134GK	1/2+	8,77	A	CSIR	16,1	490	342	2,77		180	216	315	401	419	292	2,77	476	576	687	1.1	3/8	1/4	254	5/28°	1	595	20.0	467 / 18,39	339 / 13,35	296 / 11,65	3	11	1955287	UNEK2134GK	
UNEK2150GK	3/4	12,11	A	CSIR	19,5	639	530	3,52		270	322	392	481	546	453	3,52	589	725	880	1.1	3/8	1/4	254	5/28°	1	595	20.0	467 / 18,39	339 / 13,35	296 / 11,65	3	11	1955184	UNEK2150GK	
UNEK2168GK	1+	14,28	A	CSIR	18,5	840	730	4,17		261	367	484	643	718	624	4,17	825	994	1153	1.1	3/8	1/4	254	5/28°	1	460	23.8	465 / 18,31	340 / 13,39	296 / 11,65	4	11	1955287	UNEK2168GK	
UNT2168GK	1+	14,5	N	CSR	25,5	832	655	2,92		264	367	492	645	711	560	2,92	810	1013	1246	1.1	3/8	1/4	254	5/28°	1	460	33.8	465 / 18,31	340 / 13,39	296 / 11,65	4	11	1955184	UNT2168GK	
UNT2178GK	1/4-	17,39	A	CSIR	25	910	655	4,39		311	410	542	710	778	560	4,39	912	1164	1455	1.1	3/8	1/4	254	5/28°	1	460	33.8	476 / 18,74	340 / 13,39	296 / 11,65	4	11	1955404	UNT2178GK	
UNT2180GK	1/4	20,44	A	CSIR	25	973	701	4,2		321	427	568	749	832	611	4,2	971	1245	1610	1.1	3/8	1/4	254	5/28°	1	460	33.8	476 / 18,74	340 / 13,39	296 / 11,65	4	11	1955404	UNT2180GK	
UNT2192GK **	1/2	22,37	A	CSR	34,5	1146	842	5,5		394	523	691	896	979	720	5,5	1142	1443	1787	2.3	3/8	1/4	275	5/31°	1	800	36.2	476 / 18,74	340 / 13,39	296 / 11,65	3	12	1955401	UNT2192GK	
UNT2212GK **	2-	27,8	A	CSR	33	1443	991	5,25		515	669	873	1130	1233	847	5,25	1437	1819	2258	2.3	1/2	3/8	275	5/31°	1	800	33.8	476 / 18,74	340 / 13,39	296 / 11,65	3	12	1955401	UNT2212GK	
UNJ2192GK	1/2	26,11	A	CSR	26	1198	942	4,75		359	495	657	919	1024	805	4,75	1184	1497	1844	2.3	1/2	3/8	275	5/31°	1	800	36.2	440 / 17,32	600 / 23,62	296 / 11,65	3	11	1955415	UNJ2192GK	
UNJ2192GS	1/4+	26,11	M	3 Ph	13,5	1081	900	2,28		359	495	657	846	924	769	2,28	1063	1320	1605	2.3	1/2	3/8	275	5/31°	1	800	36.2	481 / 18,94	409 / 16,10	324 / 12,76	3	12	1955186	UNJ2192GS	
UNJ2212GK	2	34,38	A	CSR	36	1599	1175	6,05		488	717	962	1251	1366,7	1004,3	6,05	1574	1950	2365,77	2.3	5/8	3/8	275	5/31°	1	800	37.0	481 / 18,94	409 / 16,10	324 / 12,76	3	12	1955186	UNJ2212GK	
UNJ2212GS	2+	34,38	M	3 Ph	20,6	1599	1479	2,38		488	717	962	1251	1367	1264	2,38	1574	1950	2366	2.3	5/8	3/8	275	5/31°	1	800	40.0	440 / 17,32	612 / 24,09	296 / 11,65	3	11	1955312	UNJ2212GS	

NOTES: Expansive device (C-V). Application range in 43°C (-40 to -10)

** Available also in CSIR execution and assembly group 1955413

R-404A / R-507

LBP 60Hz

MODEL	HP	DISPLACEMENT cm ³	VOLTAGE & FREQUENCY	MOTOR TYPE	LRA	PERFORMANCE / EVAPORATING TEMPERATURE °C - ASHRAE AMBIENT 32°C (90°F) MAX. SUBCOOLING 3°C (5°F) EVAPORATOR OUTLET AND GAS RETURN 32°C (90°F).												RECEIVER VOLUME LITRE	VALVES		FAN				WEIGHT (Only Reference) kg / lb	OVERALL DIMENSIONS			CONDENSER		DRAWING NUMBER	MODEL			
						RATED -23,3				-40	-35	-30	-25	RATED -23,3					-20	-15	10	SUCTION	LIQUID	O.D.		No. & ANGLE OF BLADES	No. OF FANS	AIR FLOW RATE	A	B			C	No. OF ROWS	No. OF TUBES
						W	W	W	W	W	W inp	CURRENT (A)	W	W	W	W	W inp		CURRENT (A)	W	W	W	inch	inch		mm / inch			m ³ (h)	mm / inch			mm / inch	mm / inch	
UNEK2134GK	1/2	8,77	CSIR	G	37,5	235	308	398	502	526	472	6	586	742	872	1.1	3/8	1/4	254 / 10,00	5/28°	1	595	17,9 / 39,5	465 / 18,31	340 / 13,39	296 / 11,65	3	11	1955287	UNEK2134GK					
UNEK2150GK	1/2+	12,11	CSIR	G	41,5	421	490	583	700	785	477	9	615	911	1190	1.1	3/8	1/4	254 / 10,00	5/28°	1	595	20,0 / 44,1	465 / 18,31	340 / 13,39	296 / 11,65	3	11	1955287	UNEK2150GK					
UNT2192GK	1+	22,37	CSR	D	40	756	825	922	1039	1019	690	6	1086	1333	1507	2.3	3/8	1/4	275 / 10,83	5/31°	1	800	36,2 / 79,8	470 / 18,50	395 / 15,55	324 / 12,76	3	12	1955401	UNT2192GK					
UNT2192GK	1+	22,37	CSR	G	35	756	825	922	1039	1019	690	15	1086	1333	1507	2.3	3/8	1/4	275 / 10,83	5/31°	1	800	36,2 / 79,8	470 / 18,50	395 / 15,55	324 / 12,76	3	12	1955401	UNT2192GK					
UNT2212GK	2 1/4	27,8	CSR	G	45	720	983	1281	1614	1735	1206	15,95	1981	2382	2818	2.3	1/2	3/8	275 / 10,83	5/31°	1	800	33,8 / 74,5	470 / 18,50	395 / 15,55	324 / 12,76	3	12	1955401	UNT2212GK					
UNT2212GK	2 1/4	27,8	CSR	D	45	720	983	1281	1614	1735	1206	6	1981	2382	2818	2.3	1/2	3/8	275 / 10,83	5/31°	1	980	34,7 / 76,5	470 / 18,50	395 / 15,55	324 / 12,76	3	12	1955401	UNT2212GK					
UNJ2192GK	1 1/2+	26,2	CSR	D	40	530	715	930	1170	1265	1175	5	1442	1742	2067	2.3	1/2	3/8	275 / 10,83	5/31°	1	720	36,2 / 79,8	481 / 18,94	409 / 16,10	324 / 12,76	3	12	1955186	UNJ2192GK					
UNJ2212GK	2 1/4+	34,37	CSR	D	46	721	1037	1360	1730	1871	1370	7	2136	2571	3048	2.3	5/8	3/8	275 / 10,83	5/31°	1	720	40,0 / 88,2	481 / 18,94	409 / 16,10	324 / 12,76	3	12	1955186	UNJ2212GK					

NOTES: Expansive device (C-V) Application range 43°C (-40 to -10)

R-290

LBP 50Hz

MODEL	HP	DISPLACEMENT cm ³	VOLTAGE & FREQUENCY	MOTOR TYPE	LRA	PERFORMANCE / EVAPORATING TEMPERATURE °C - ASHRAE AMBIENT 32°C (90°F) MAX. SUBCOOLING 3°C (5°F) EVAPORATOR OUTLET AND GAS RETURN 32°C (90°F).												RECEIVER VOLUME LITRE	VALVES TUBE LINE O.D.		FAN			WEIGHT (ONLY REFERENCE) kg	OVERALL DIMENSIONS			Condenser		EXTERNAL VIEW DRAWING	MODEL				
						PERFORMANCE / EVAPORATING TEMPERATURE °C - EN13215; AMBIENT 32°C (90°F) RETURN GAS 20°C OR SUPERHEATING 10K.						CURRENT (A)	W	W	W	W	W		W	W	W	SUCTON inch	LIQUID inch		O.D. mm	No. & ANGLE OF BLADES	No. OF FANS	AIR FLOW RATE m3(h)	A mm			B mm	C mm	No. OF ROWS	No. OF TUBES
						RATED	-23,3	-40	-35	-30	-25																								
UEMT2125U	1/2-	5,96	A	CSIR	9,8	369	317	1,72	129	171	225	289	315	271	1,72	366	461	570	1,1	3/8	1/4	230	5/28°	1	420	17,1	435 / 17,13	308 / 12,13	254 / 10,00	3	9	1955428	UEMT2125U		
UNEK2125U	1/2	6,2	A	CSIR	12,4	410	342	2,48	154	191	266	311	350	292	2,48	389	469	585	1,1	3/8	1/4	230	5/28°	1	420	17,1	435 / 17,13	306 / 12,05	254 / 10,00	3	9	1955450	UNEK2125U		
UNEK2134U	1/2+	8,77	A	CSIR	16,1	490	342	2,77	180	216	315	401	419	292	2,77	476	576	687	1,1	3/8	1/4	254	5/28°	1	595	20,0	467 / 18,39	339 / 13,35	296 / 11,65	3	11	1955287	UNEK2134U		

NOTES: Expansive device (C-V). Application range in 43°C (-40 to -10)

R-290

HBP 50Hz

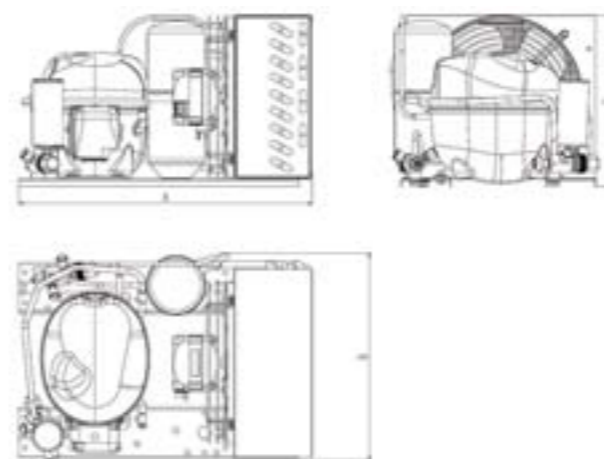
MODEL	HP	DISPLACEMENT cm ³	VOLTAGE & FREQUENCY	MOTOR TYPE	LRA	PERFORMANCE / EVAPORATING TEMPERATURE °C - ASHRAE AMBIENT 32°C (90°F) MAX. SUBCOOLING 3°C (5°F) EVAPORATOR OUTLET AND GAS RETURN 32°C (90°F).												RECEIVER VOLUME LITRE	VALVES TUBE LINE O.D.		FAN			WEIGHT (ONLY REFERENCE) kg	OVERALL DIMENSIONS			Condenser		EXTERNAL VIEW DRAWING	MODEL				
						PERFORMANCE / EVAPORATING TEMPERATURE °C - EN13215; AMBIENT 32°C (90°F) RETURN GAS 20°C OR SUPERHEATING 10K.						CURRENT (A)	W	W	W	W	W		W	W	W	SUCTON inch	LIQUID inch		O.D. mm	No. & ANGLE OF BLADES	No. OF FANS	AIR FLOW RATE m3(h)	A mm			B mm	C mm	No. OF ROWS	No. OF TUBES
						RATED	7,2	-20	-15	-10	-5																								
UNEK6210U	1/3	8,77	A	CSIR	16	1120	471	3,08	496	603	729	871	1032	1120	471	3,08	1208	1,2	3/8	1/4	254	5/28°	1	595	23,8	467	339	296	3	11	1955287	UNEK6210U			
UNEK6213U	1/3+	12,11	A	CSIR	19,3	1328	732	4,6	633	765	908	1066	1236	1328	732	4,6	1413	1,2	3/8	1/4	254	5/28°	1	595	23,8	467	339	296	3	11	1955287	UNEK6213U			
UNT6217U	1/2+	14,5	A	CSIR	25	1694	707	4,56	706	868	1063	1290	1552	1694	707	4,56	1840	2,3	3/8	3/8	275	5/31°	1	640	33,3	470	395	324	3	12	1955413	UNT6217U			
UNT6220U	2/3	17,39	A	CSIR	29	UD	UD	UD	UD	UD	UD	UD	UD	UD	UD	UD	UD	UD	2,3	3/8	3/8	275	5/31°	1	640	33,3	470	395	324	3	12	1955413	UNT6220U		
UNT6222U	3/4	20,44	A	CSIR	30	UD	UD	UD	UD	UD	UD	UD	UD	UD	UD	UD	UD	UD	2,3	3/8	3/8	275	5/31°	1	640	33,3	470	395	324	3	12	1955413	UNT6222U		

NOTES: Expansive device (C-V). Application range in 43°C (-15 to +10) UD - Under Development

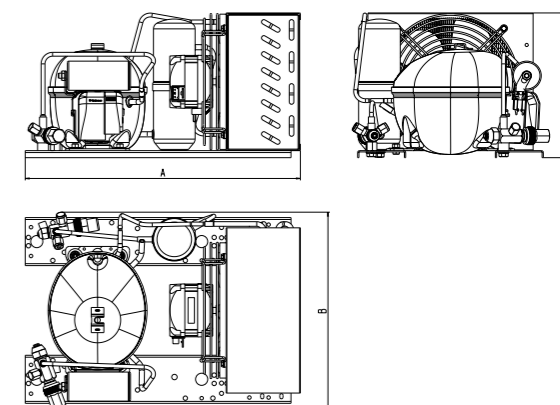
External Views
UEMT

EXTERNAL VIEW AND WIRING DIAGRAMS

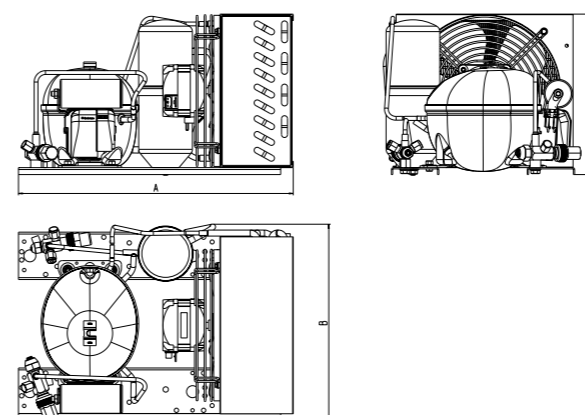
N° 1955382



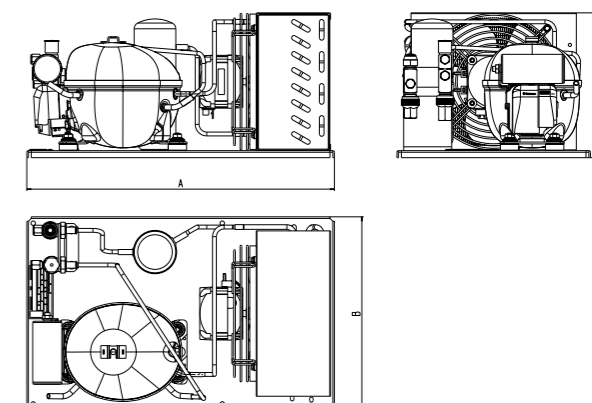
N° 1955427



N° 1955428

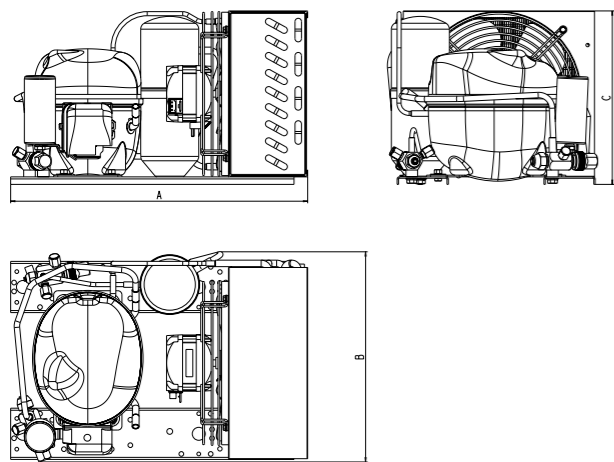


N° 1955432

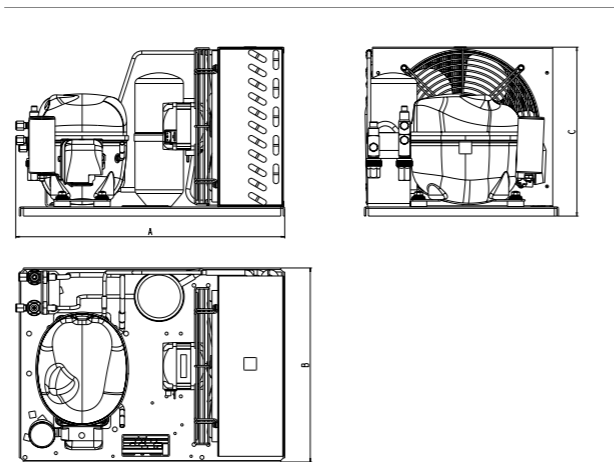


External Views
UNE/UNEK

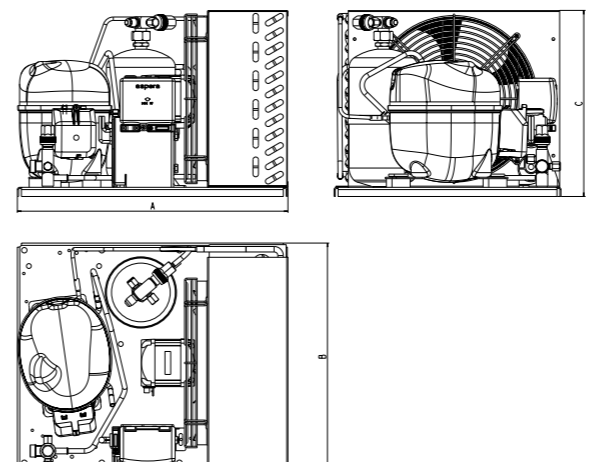
N° 1955183



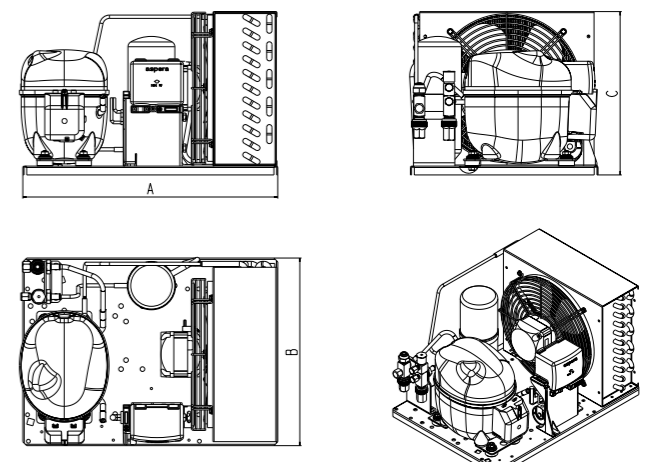
N° 1955184



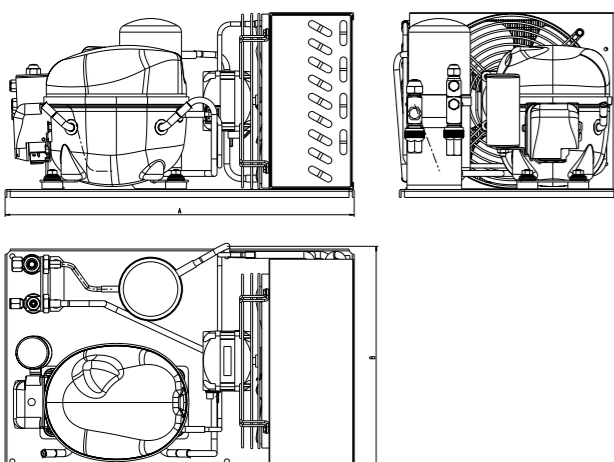
N° 1955411



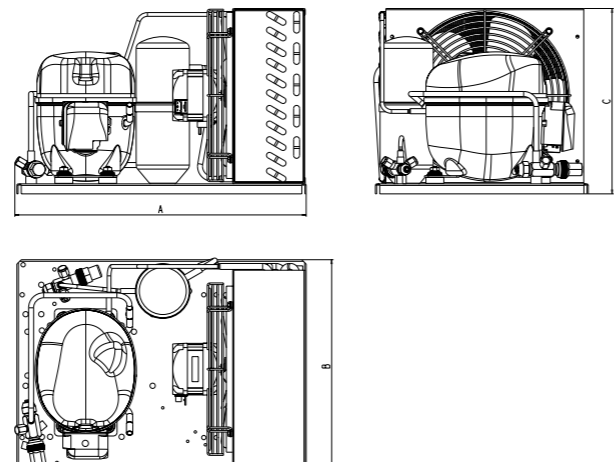
N° 1955414



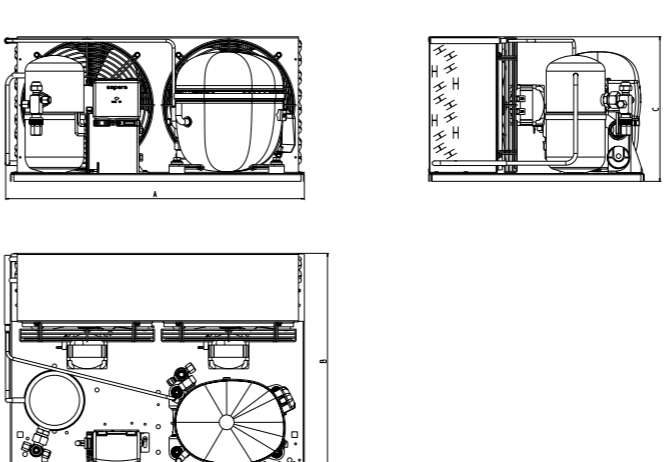
N° 1955191



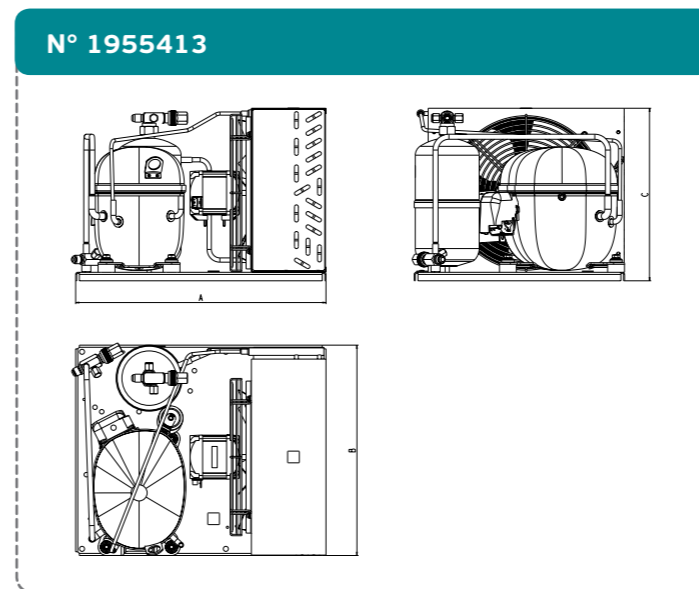
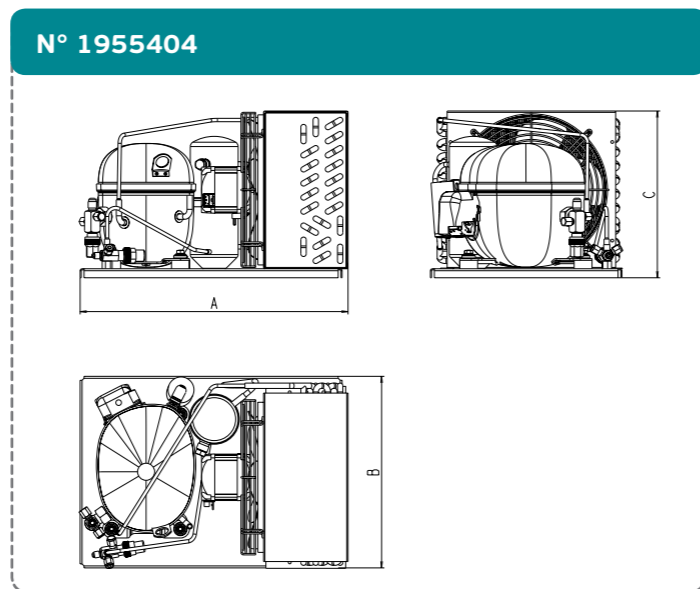
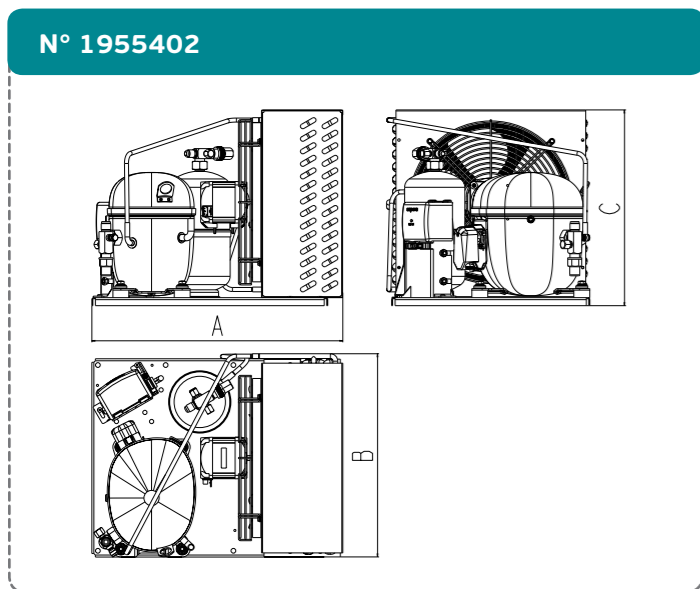
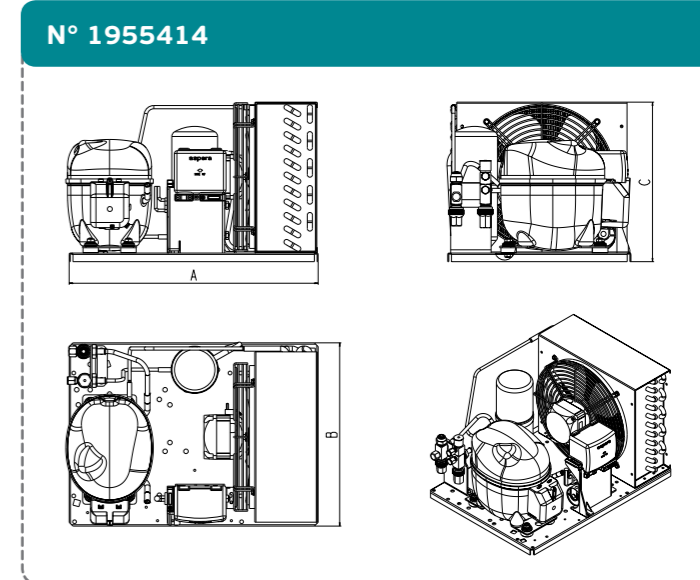
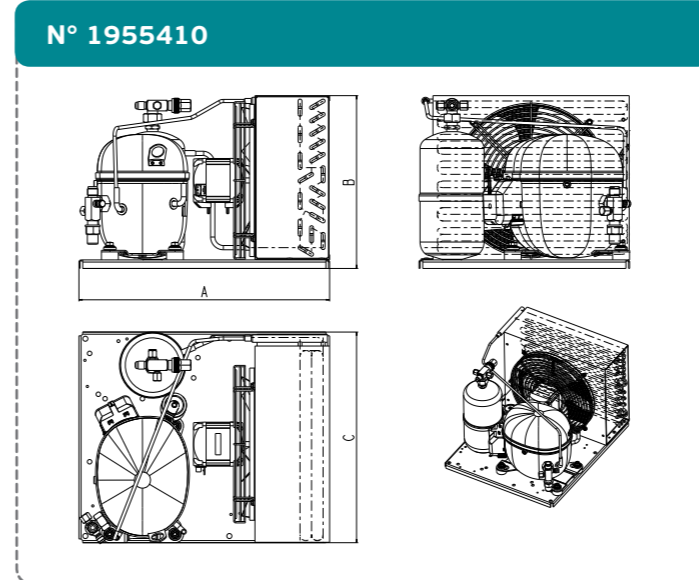
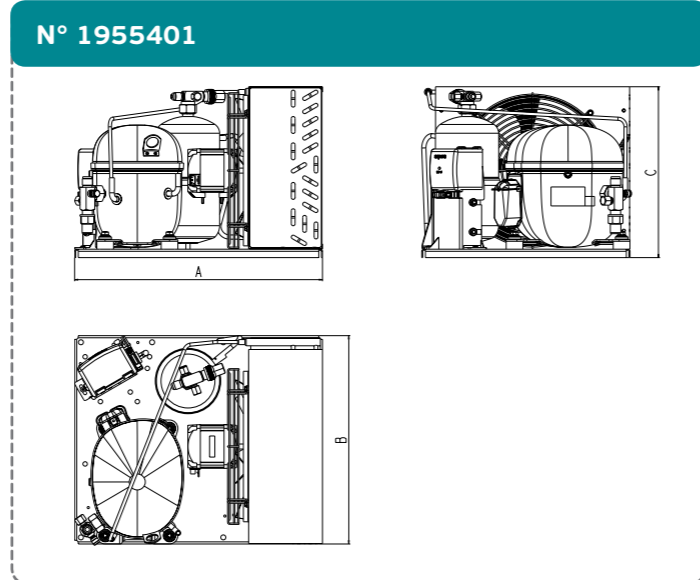
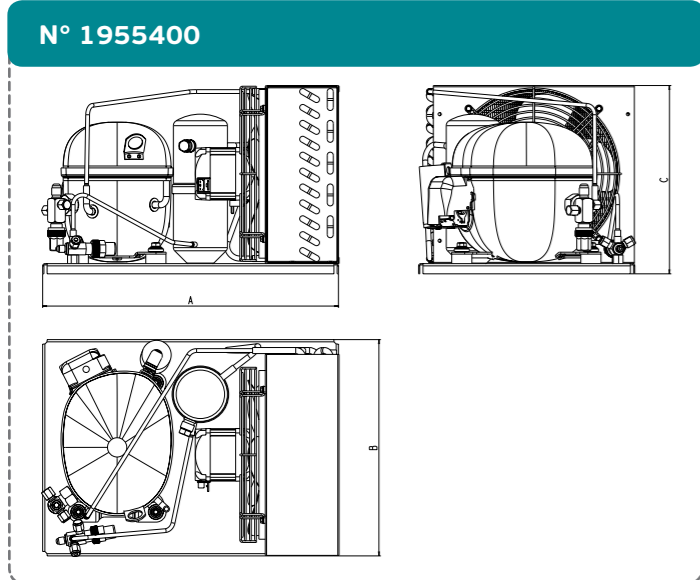
N° 1955287



N° 1955415

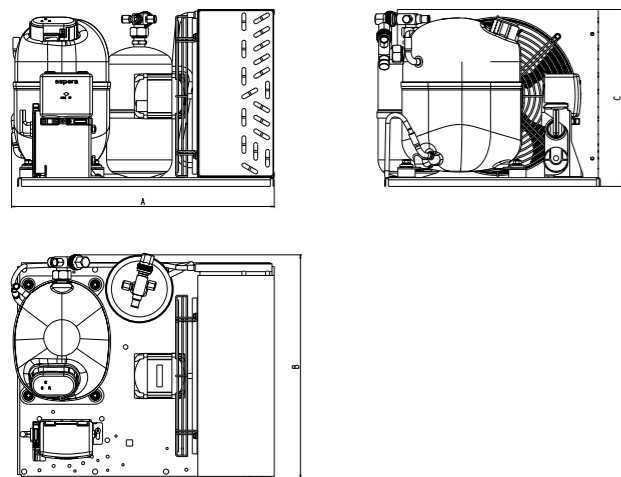


External Views
UNT

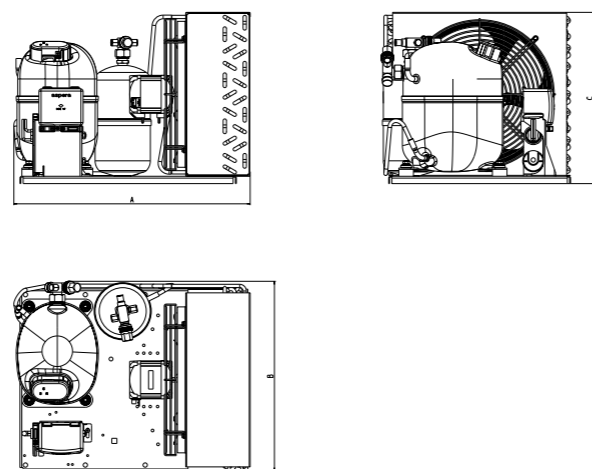


External Views
UNJ

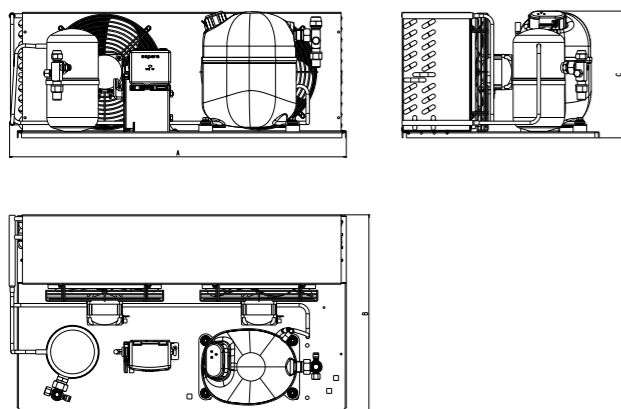
N° 1955186



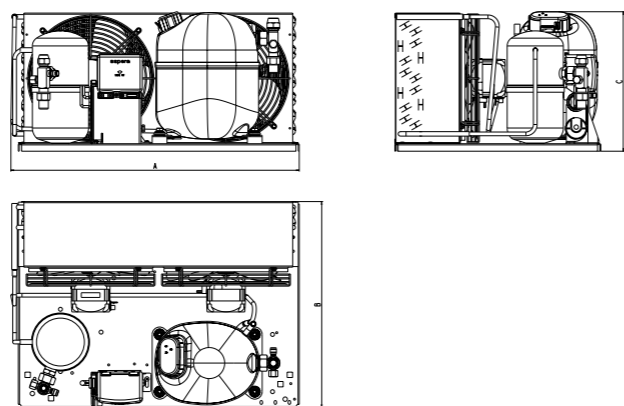
N° 1955195



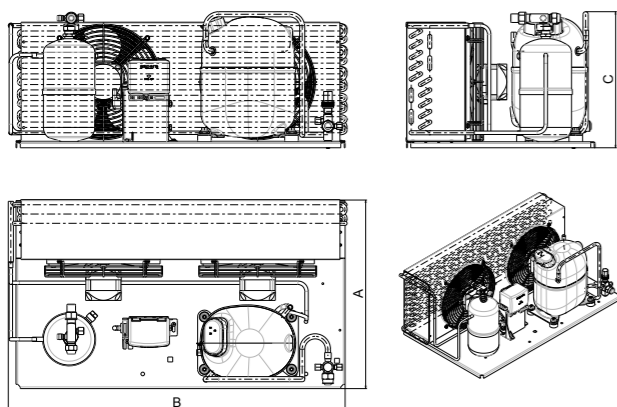
N° 1955310



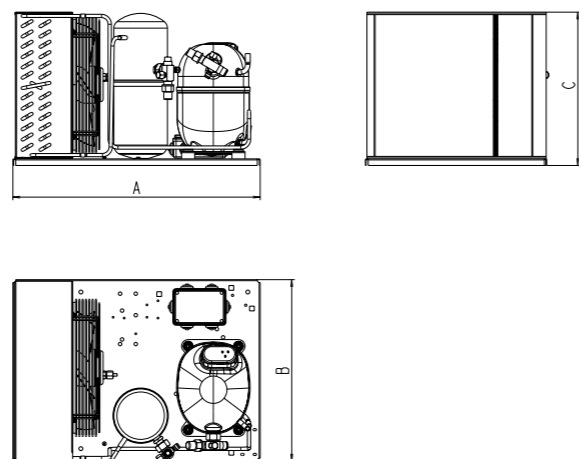
N° 1955312



N° 1955318

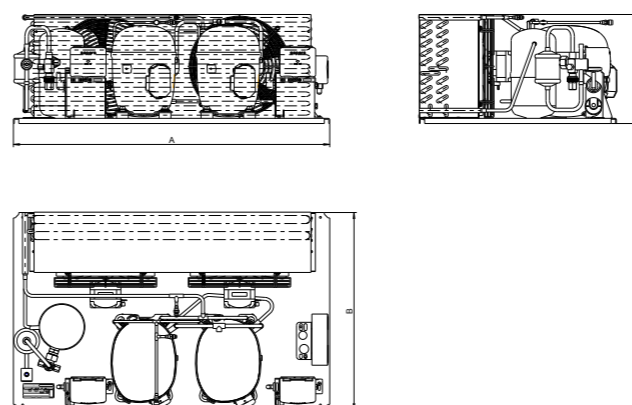


N° 1955406

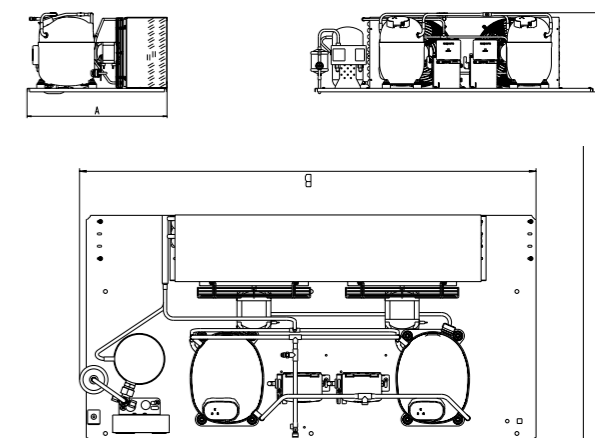


External Views
UGNJ - UGNT

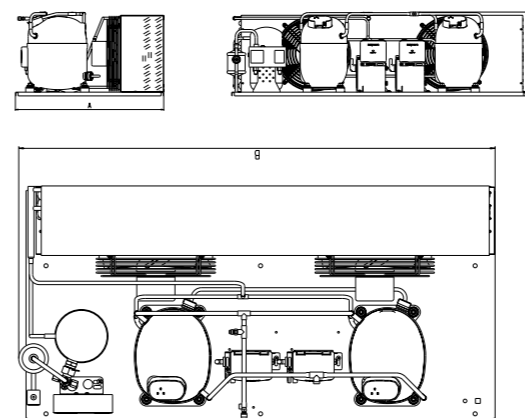
N° 1955451



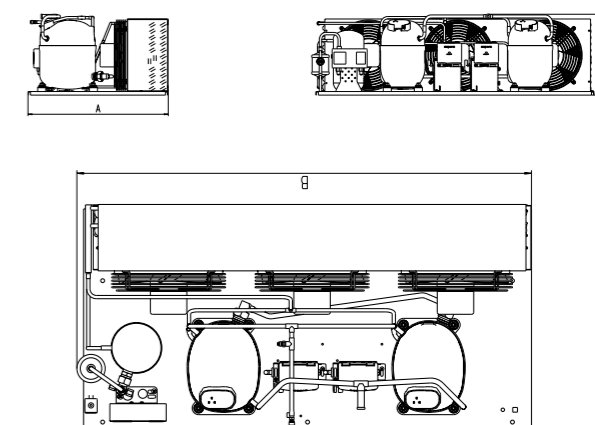
N° 1955339



N° 1955365



N° 1955367



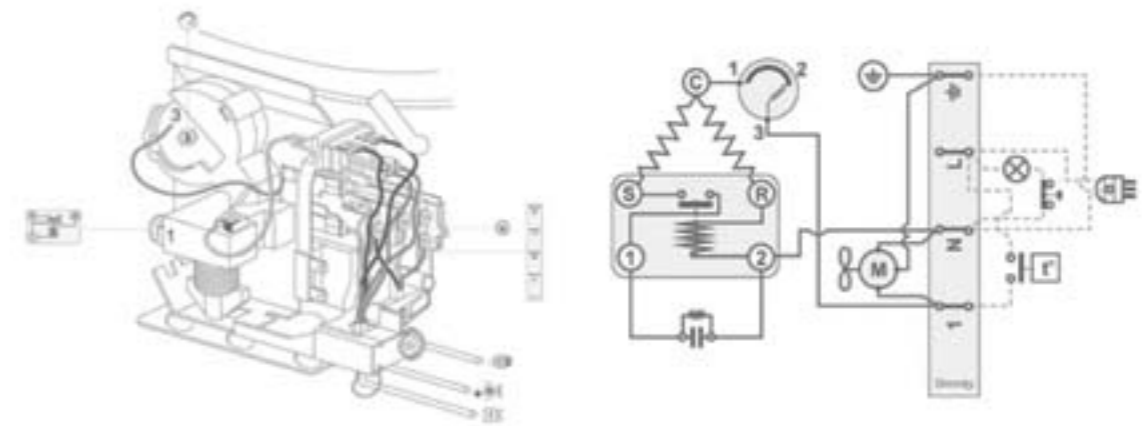
Wiring Diagrams

LEGEND

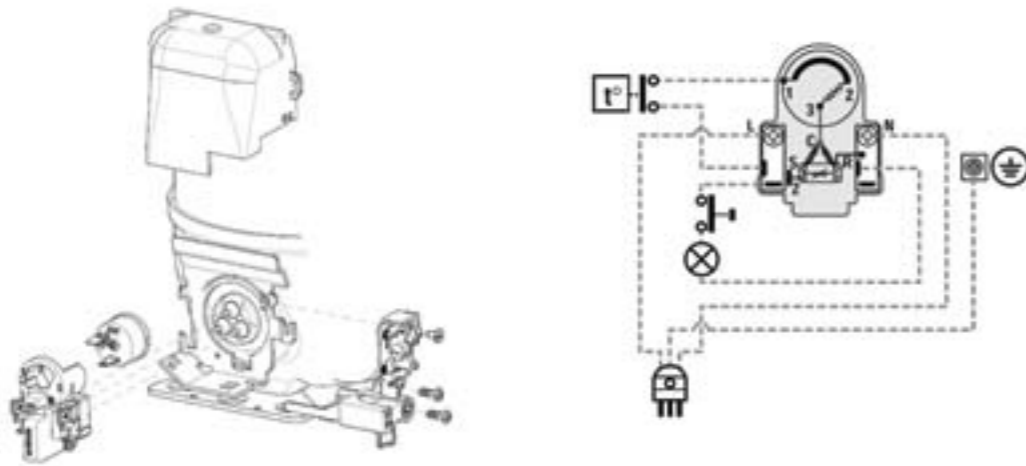
C Common	R Run	WH White	RD Red
S Start	C' Common (internal overload protection)	GNYE Green - Yellow	BL Blue
		BK Black	BR Brown



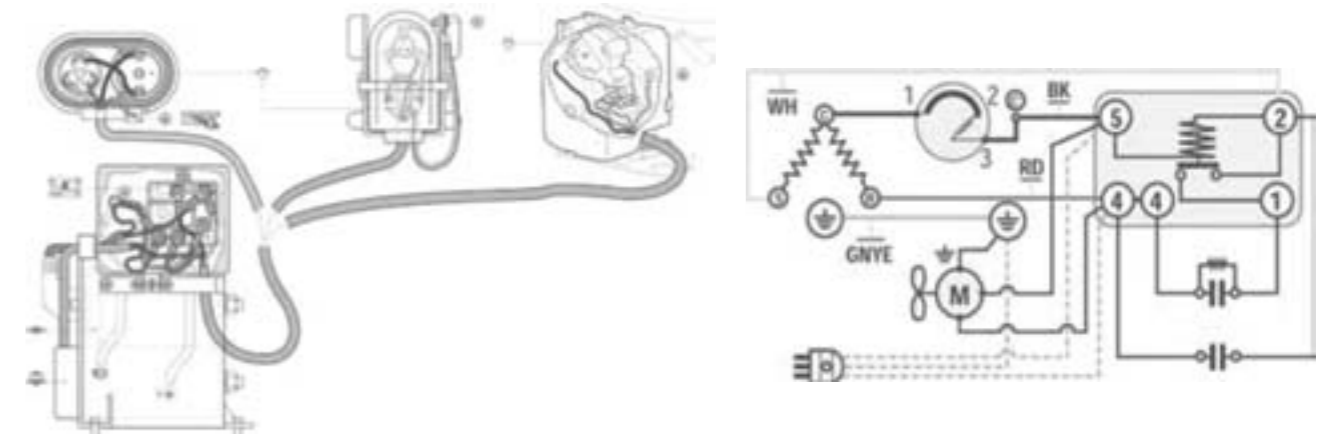
RSIR - ELECTRICAL HOOKUP UNE UNEK



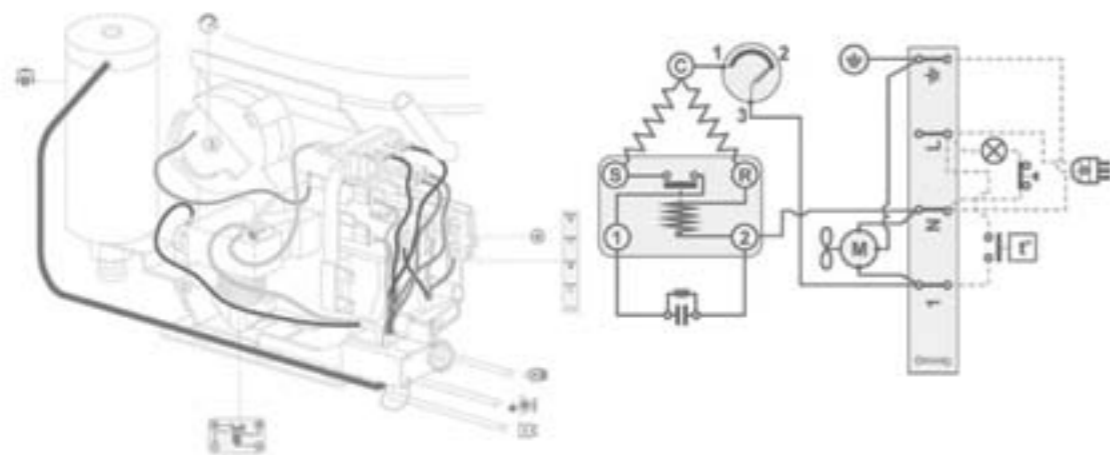
RSIR - PTC UEMT SERIES



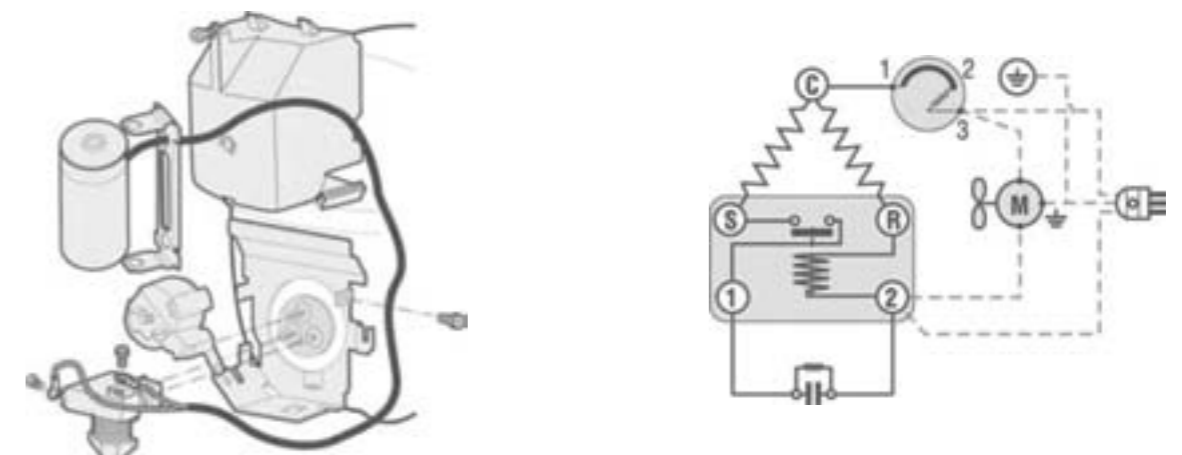
CSR - ELECTRICAL HOOKUP UNEK UNT UNJ SERIES



CSIR - ELECTRICAL HOOKUP UEMT UNE UNT UNEK

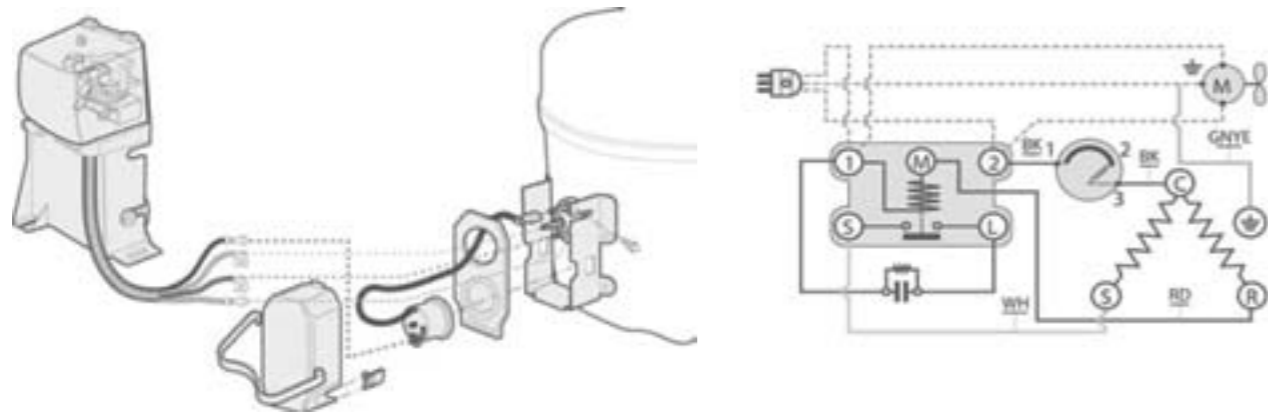


CSIR - UNEK UNT SERIES CORD ANCHORAGE & START DEVICE - AMERICAN VERSION

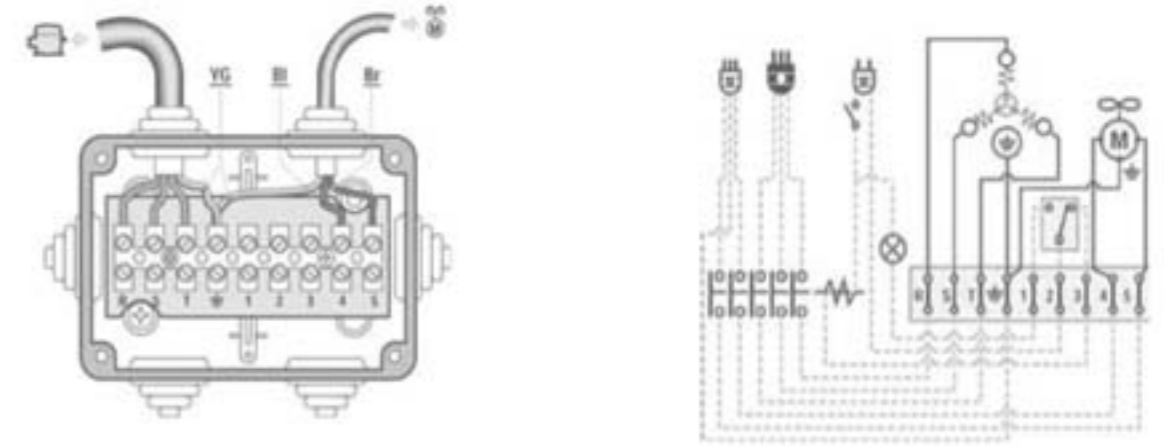


Wiring Diagrams

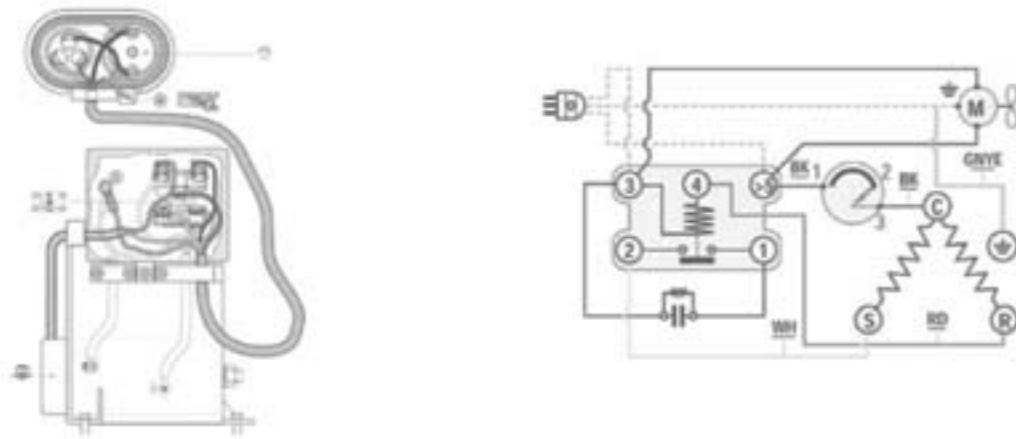
CSIR - UNT SERIES BOX



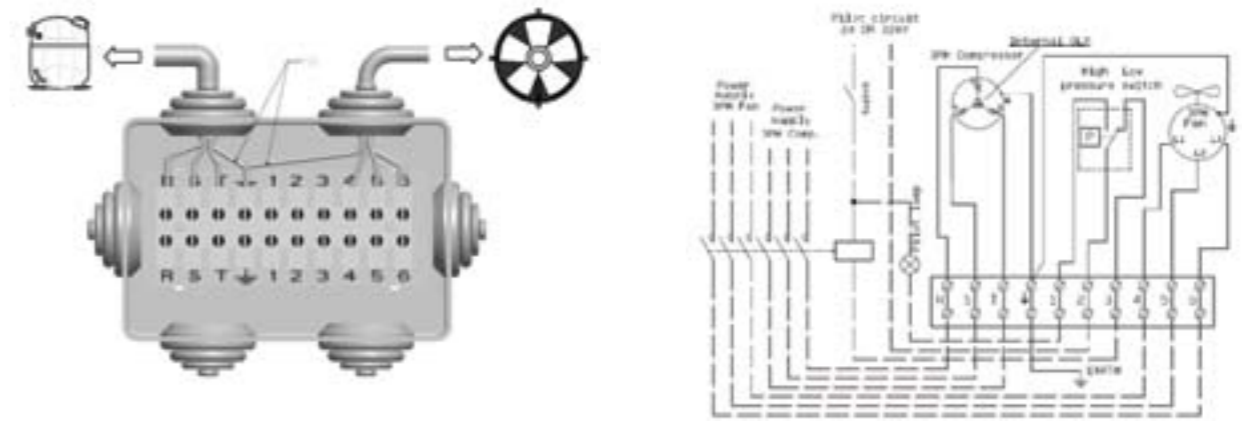
3 PHASE UNJ SERIES

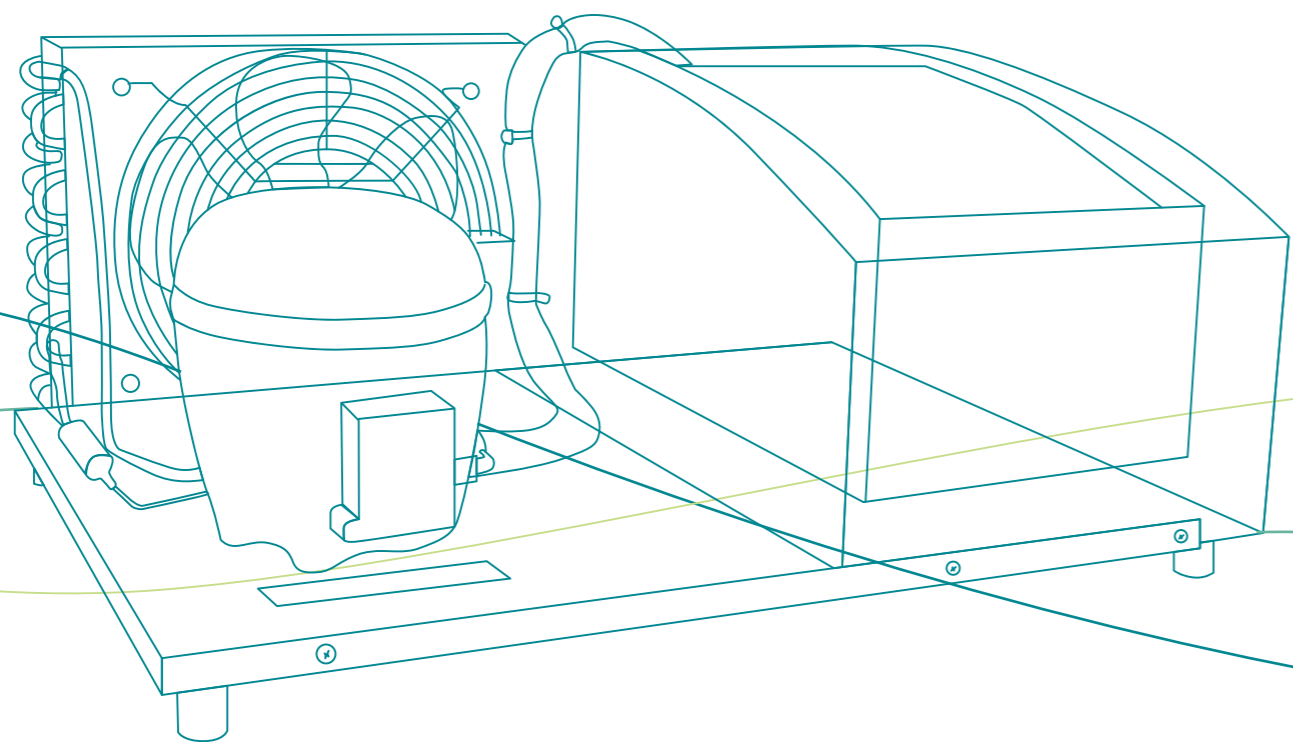


CSIR - ELECTRICAL HOOKUP UNJ



3 PHASE UNJ 9232/9238 SERIES





embraco POWER IN.
CHANGE ON.



GLOBAL PRESENCE

CONTACT US:

sales@embraco.it
marketing.europe@embraco.it

SALES OFFICE:

Via Pietro Andriano, 12
10020 – Riva presso Chieri (TO) - Italy